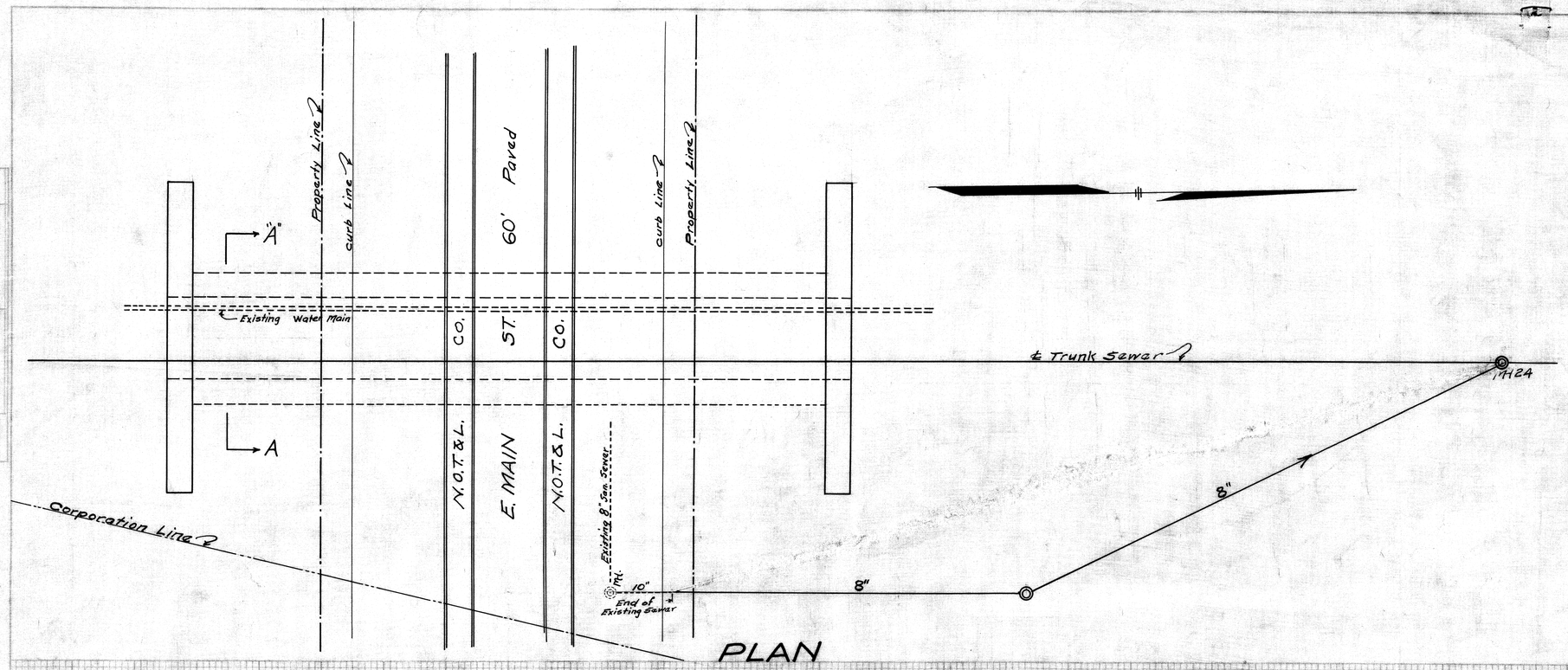
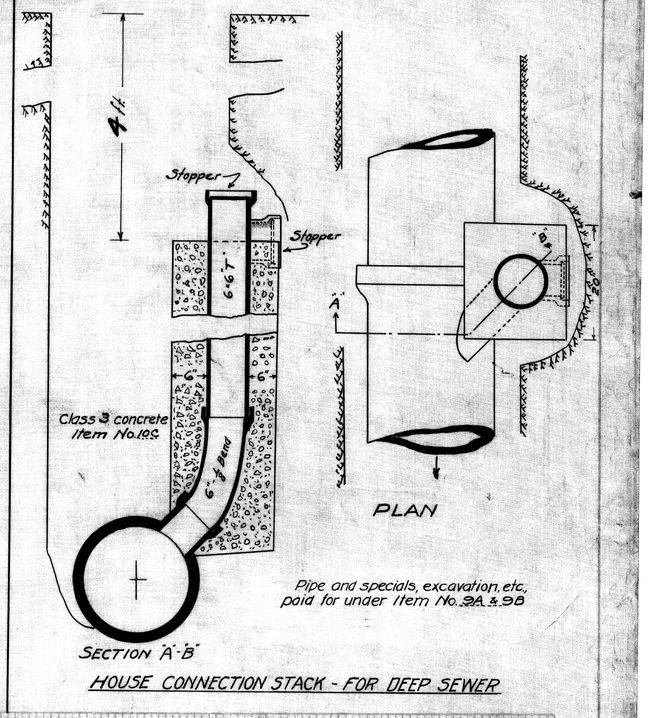
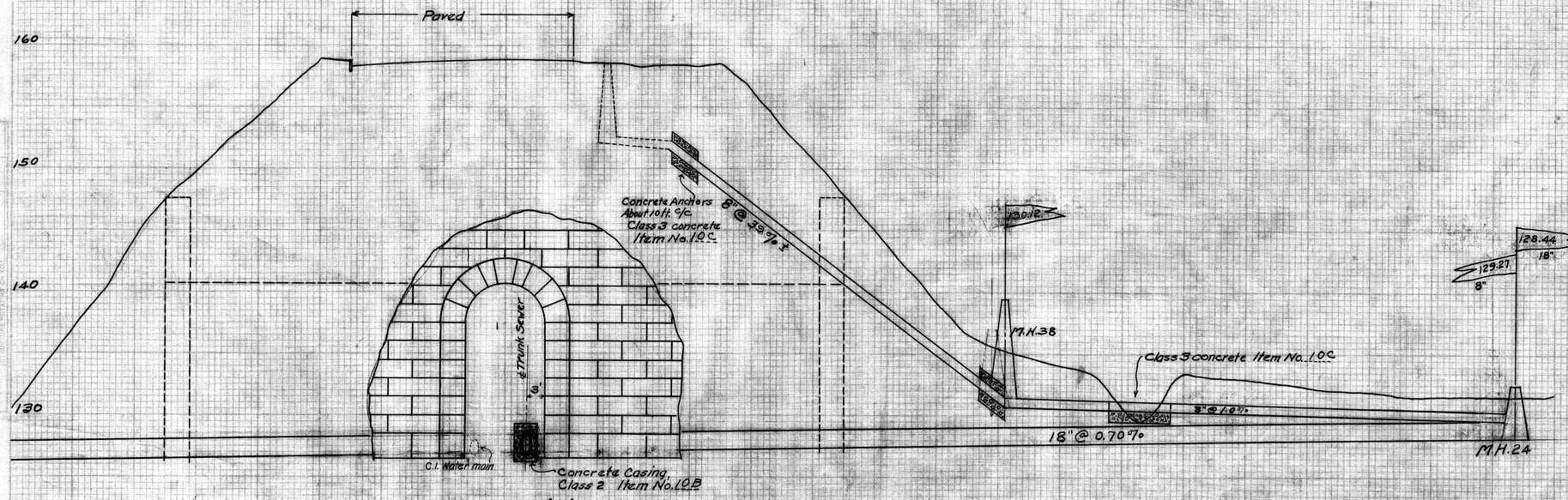


PLAN

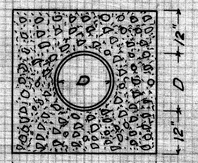


HOUSE CONNECTION STACK - FOR DEEP SEWER



SECTION A-A

PROFILE-
CONNECTION OF E. MAIN ST.
8" SEWER
1"=10 Ft.



Typical Casing Class "B" Concrete Item No. 10B

CITY OF MASSILLON OHIO	
SIPPO TRUNK SANITARY SEWER	
APPROVED: C.E. Rash City Engr.	DEPT. OF PUBLIC SERVICE ENGINEERING DIVISION
DR. BY S. JONES CH. BY	FEB. 26, 1924. 1924.
SCALE VER. 1"=5' HOR. 1"=50'	NB35P

FILE NO. SE71-A
ACC. NO. 360

1/7

SIPPO TRUNK SEWER
Stadtman
Jones

PROFILE 35

PLAN
SURVEYED
PLOTTED
NOTE BOOK
FIELD BOOK
ETC.

BY DATE
CHECKED
ADDITIONAL DISCHARGE
ADDITIONAL DISCHARGE

HIGHWAY PLAN-PROFILE PLATE 1
THE W. GOLE CO., COLUMBUS, OHIO

Note:- Existing services in Charles St. to be connected to new sewer as Engineer may direct. Item No. 1....

E. CHARLES ST.

Brick on Gravel Base

Telephone Conduit

18" San Ex.

MH #2

458'

10" Existing San. Sewer to be abandoned

℄ Proposed 24" Sewer

PARK

Fire Station
Adequate egress to be maintained at all times.

175'

20"

MH 5

290'

10" Ex. San. Sewer, to be abandoned

Alternate ℄ Proposed 18" San. Sewer

Water Main
Probable Location
Gas Main

B.M. Elev. 96.42 Stone Step McLain Grocery Co.

80'

S. ERIE ST.

N.O.R.R. Co.

Sheet Asphalt Concrete Base

Standard Manhole to be built 125 ft. west of M.H. No 2 replacing existing 18 inch lamphole. Item No. 6A

CULVERT

S. MILL ST.

Asphalt over Brick Gravel Base

40'

233'

24"

Concrete Casing

CULVERT

PARK

Shrubbery and trees in Park to be protected and trench sodded.

18"

FACTORY ST.

Brick Gravel Base

SIPPO Conc. Casing CREEK

Note:- All trenching between manholes No. 4 and No. 7 to be done by hand. Avoid cutting main roots of trees. Tunnel under same where necessary.

290'

S. HILL ST.

233'

18"

Brick on Gravel Base

790

18"

S. LINCOLN AVE.

Brick on Gravel Base

WELLMAN ST.

E. TREMONT ST.

Asphalt over Brick Gravel Base

8" Stub

175'

Hyd.

2-8" Stubs

Flagstone Sidewalk

℄ Proposed 18" San. Sewer

2-8" Stubs

2-8" Stubs

Unimproved

275'

18"

12"

MH 8

15"

House connections on south side to be brought to 4 ft. below surface. See detail on Drawing No. 350 Item No. 9....

PARK CULVERT

Sippo Trunk Sewer Stockman Jones

PLAN

PROFILE

0 1 2 3 4 5 6 7 8 9 10 11 12 13 14 15

115 110 105 100 95 90 85 80 75

Approximate

81.48

31.2

Ex. 0100 Ft. Elev.

Ex. 0.40

Ex. 24" Sewer

0+26

Invert of existing san. sewer in Charles St.

24" @ 0.25%

#7

#3

Alternate Line - Charles St.
20" @ 0.7%

Class 2 Conc. Item No. 10B

#4 Drop MH

82.65

82.60

6+61

4+43

4+88

82.25

82.50

83.3 Invert
83.7 Cellar

6+33

6+39

E. Mill St.

8+39

8+46

9+23

87.40

87.12

9+67

91.45

11+68

11+31

95.00

14+31

#6

#5

18" @ 1.20%

Alt. Line 18" @ 1.29%
Charles St.

Class 2 Conc. Item No. 10B

Alt. Line 18" @ 1.94%
Hill St.

15" @ Ind. Slope

#7

95.00

95.24

Invert

15" @ 0.46%

#7 #8

Note:-
Proposal is to be received upon each of the alternatives shown.
The selected alignment will be determined before contract is awarded.

CITY OF MASSILLON OHIO

SIPPO TRUNK SANITARY SEWER

APPROVED: C. E. Rice, City Engr.

DEPT. OF PUBLIC SERVICE
ENGINEERING DIVISION

DR. BY S. JONES
CH. BY

FEB. 4, 1924.
1924

SCALE VERT. 1"=5 HOR. 1"=50

N.B. 35 P.

FILE NO. SE 71-B
ACC. NO. 350

2/7

HIGHWAY PLAN - PROFILE PLATES
THE W. CRAIG CO. COLUMBUS, OHIO

MH 8

Match Mark

Toe of slope

18" 330

32'

MH 9

curb

curb

18" 386.6

26,32

2'6 31

2630

2629

2628

Place house connection stacks on south side. See detail on Dr. No. 350

MH 10

E. TREMONT ST.

18" 265

MH 11

Unimproved 18" 254

32'

194° 44'

MH 12

curb

curb

18" 345'

Match Mark

MH 13

Cinder roadway to be restored

125

PLAN — DRAWN, TRACED, PLOTTED, NOTE BOOK, ASSISTANT CHECKED, CO. OF MAS. CHECKED, NO.

PROFILE — Sippo Trunk Sewer Stockman Jones — DRAWN, TRACED, PLOTTED, CHECKED, NOTE BOOK, NOTES, SCALE

125 120 115 110 105 100 95 90 35

17 18 19 20 21 22 23 24 25 26 27 28 29 30 31 32 33

30+00

17+27

98.00

21+17

93.10

25+03.6

100 FT

27+63.4

30+17.6

#8

#9

#10

#11

#12

18" @ 0.45% 0

18" @ 0.78% 0

15" @ 0.45% 0

CITY OF MASSILLON, OHIO.

SIPPO TRUNK SANITARY SEWER

APPROVED: C. E. Sais — City Engr.

DEPT. OF PUBLIC SERVICE ENGINEERING DIVISION

DR. BY S. JONES | FEB. 24, 1924

CHK'D. BY | 1924

SCALE 1"=5' VER. 1"=50' HOR. N.B. 35 P.

FILE No. SE71-C

Acc. No. 352

3/7

HIGHWAY PLAN-PROFILE PLATE 1. THE H. ERIE CO., COLUMBUS, OHIO.

Sippo Trunk Sewer Stechman Jones

SIPPO CREEK

March Mark

180°0' MH13

B.M. Elev. 115.55 Hydrant

Penna. R.R. Ind. Track

± Proposed 18" San. Sewer 302.5

157°20' MH14 18" 133'

31°19' MH15 8" Stub

210°40' MH16 Water 5'

18" 114.9

C

Existing Wood Water Main See Note A, Sheet No. 6

Julius Migge

18" 351.5

227°0' MH17

Barn

Plank Bridge

Old mill race

Ruth E. Williams

Z. T. Shoemaker

Andrew Krenrick

W. D. Hauman

225°0' MH18

Leo Frederic

E. B. Artens

Thos. B. Davis

Carrie Bash

Martin Gillen

Z. T. Shoemaker

James McGuire

Gust Migge

Emil Migge 2581

D. C. Brenninger 2592

Joseph Hollmer

TREMONT ST.

City of Massillon

137°23' MH19

15" 250'

Swimming Pool

Anna Owens

Anthony Clementz

F.A. Vogt

Ida E. Rhine

Pine St. 60'

173.8

Wellman St.

City of Massillon

Protect Trees

15" 250'

March Mark

155°10' MH20

SIPPO PARK

384.5' ± Proposed 15" San. Sewer

Corporation Line

Top soil in park to be segregated and used to surface trenches. Trench area and other disturbed areas to be seeded. Payment included in Item No. 1

130 125 120 115 110 105 100

104.56 33+82.6

106.21 37+48.1

106+81 38+11.7

107.32 40+84

107.74

107.34 44+45.6

46+95.6

49+45.6

Wood Pipe

18" @ 0.45%

#13 #14 #15 #16 #17

Concrete Casing Item No. 108

15" @ 1.30%

#18 #19 #20

33 34 35 36 37 38 39 40 41 42 43 44 45 46 47 48 49

CITY OF MASSILLON, OHIO

SIPPO TRUNK SANITARY SEWER

Approved: C. E. Reis, City Engr.

Department of Public Service

Engineering Division

Dr. by S. Jones, Chkd. by

Feb. 26, 1924

Scale Ver. 1"=5' Hor. 1"=50'

N.P.S.S.P.

File No. SET-D

Acc. No. 350

7

Match Mark

Corporation Line

PARK

15"

15"

96°45'

MH 20

384.5'

MH 21

96°45'

Proposed 8" San. Sewer

10" Stub

SIPPO CREEK

SIPPO

TREMONT ST.

Corporation Line

PAVILLION

Comfort Station

B.M. Elev. 129.62

6 inch connection to Comfort Station Item No. 9

Fill Septic Tank Payment included in Item No. 1

Existing Drain to be abandoned

10" Stub

180°0'

MH 22

15"

340'

SIPPO CREEK

182°23'

320

Proposed 18" San. Sewer

MH 23

Shrubbery to be transplanted and replanted Payment included in item No. 1

SIPPO

PROPERTY LINE

Wabash St.

PROPERTY LINE

50'

N.O.T.R.R. Co.

E. MAIN ST.

18"

150°8'

33.4'

MH 24

MH 24A

18" V.P.

8"

8"

MH 25

See Dr. No. 350

328'

Abandon

PARK

Match Mark

Top soil in park to be segregated and used to surface trenches. Trench area and other disturbed areas to be seeded. Payment included in Item No. 1

Note: Manhole Castings 20 to 24 inclusive to be kept 6" above surface.

115.8

49+45.5

#20

Concrete Casing Item No. 10B

15" @ 1.0 %

53+30

114.4

#21

56+70

123.0

#22

Concrete Casing Item No. 10B

18" @ 0.82 %

W. and Pipe

59+30

125.7

#23

Concrete Casing Item No. 10B

See Sheet No. 1 Acc. No. 350 For detail of Main St. Crossing

63+24

128.14

128.68

MH 24

18" @ 0.70 %

140

135

130

125

120

115

110

49 50 51 52 53 54 55 56 57 58 59 60 61 62 63 64 65

PROFILE SIPPO TRUNK Sheffman Jones

CITY OF MASSILLON OHIO

SIPPO TRUNK SANITARY SEWER

Approved: C. E. Rees City Engr.

Dept. of Public Service Engineering Division

Dr. by S. Jones Ch. by

Feb. 26, 1924. 1924.

Scale Ver. 1"=5' Hor. 1"=50'

NB 35 P.

FILE NO. SE71-E

Acc. No. 354

5/11

Note "A"
Locate existing wood pipe in advance of construction. Item No. 19
If it be necessary to modify location of grade to meet conditions disclosed by test pits, additional excavation, if required will be paid for under item No. 19

Note:-
All Manhole Castings 25 to 29 inclusive to be kept 6" above surface

Note:-
Broken lines show revised profile.

Note:-
No revisions beyond M.H. 27

CITY OF MASSILLON OHIO
SIPPO TRUNK
SANITARY SEWER

APPROVED: E. Davis, City Engr.	DEPT. OF PUBLIC SERVICE ENGINEERING DIVISION
DR. BY S. JONES, CH. BY	FEB. 26, 1924 / 1924 SCALE VER. 1"=5' HOR. 1"=50' N.B. 35 P.

FILE No. SE71-F
ACC. No. 359

6
7

WALES ROAD

Brick Paving

32'

Ex. Existing Sewer

Connection to Existing Sewer Item No. 1

WENDALL DRIVE

Existing lift manhole
Pump well to be drained and filled with lean concrete.
Channel to be built in bottom.
Pump and motor to be removed and returned to C.W. Stuart Realty Co., owners.
Item No. 60

WILLIAM ST. 60'

Match Mark

374 | 2890 | 375 | E.E. & M.R. Edwards | Arnold Steiner | Carrie Knab. | E. & A. Riordan | Peter F. Rost | Peter Crane | Clara Crane | C.H. Mehl | M. Fick | Julius Maier | H. & D. Davidson | Henry Fricker | Daisy Burd | C.L. Meles | M.L. Harlong | Chas. Burd et al | Daisy & Byron Burd | M.M. Kock | 2882 | 2881 | 2880

2889 | 2888 | 2887 | 2886 | 2885 | 2884 | 2883 | 2882 | 2881 | 2880

Garage Sta.

House

B.M. 743

MH 30 Ex. Existing

MH 35

10" MH 34 D.E. Sun. MH. Existing 8" Stub

MH 31

MH 32

MH 33

RESERVOIR
Mass. Water Supply Co.

Massillon Water Supply Co.

Top of Dike

Water's Edge

Ex. Proposed 18" San. Sewer

OUT LOT 5

S. Burd Estate

Relocated O.L. 155

BEINER CT. 20'

DAM ROAD 36'

Note:
Manhole Castings 30 to 33 inclusive to be kept 6" above surface

Fill trench with class 3 concrete Item No. 10C

18"@ 0.30%

10"@ 0.40%

10"@ 0.70%

Relocated Sta. 90+16 to 97+49 ℄ 1-10-25

Normal Water Level of Reservoir ℄

Profile of Relocation Sta. 90+16 to 97+49 ℄ 1-10-25

SIPPO TRUNK SEWER
Stackman Jones
35

CITY OF MASSILLON, OHIO.
SIPPO TRUNK
SANITARY SEWER

Approved: C.E. Davis	Dept. of Public Service
	Engineering Division
Dr. by S. Jones	Feb. 26, 1924
Ch. by	1924
	Scale Ver. 1"=5' Hor. 1"=50'
	N.B. 35 P.

FILE No. SE 71-9
Acc. No. 356

7/7