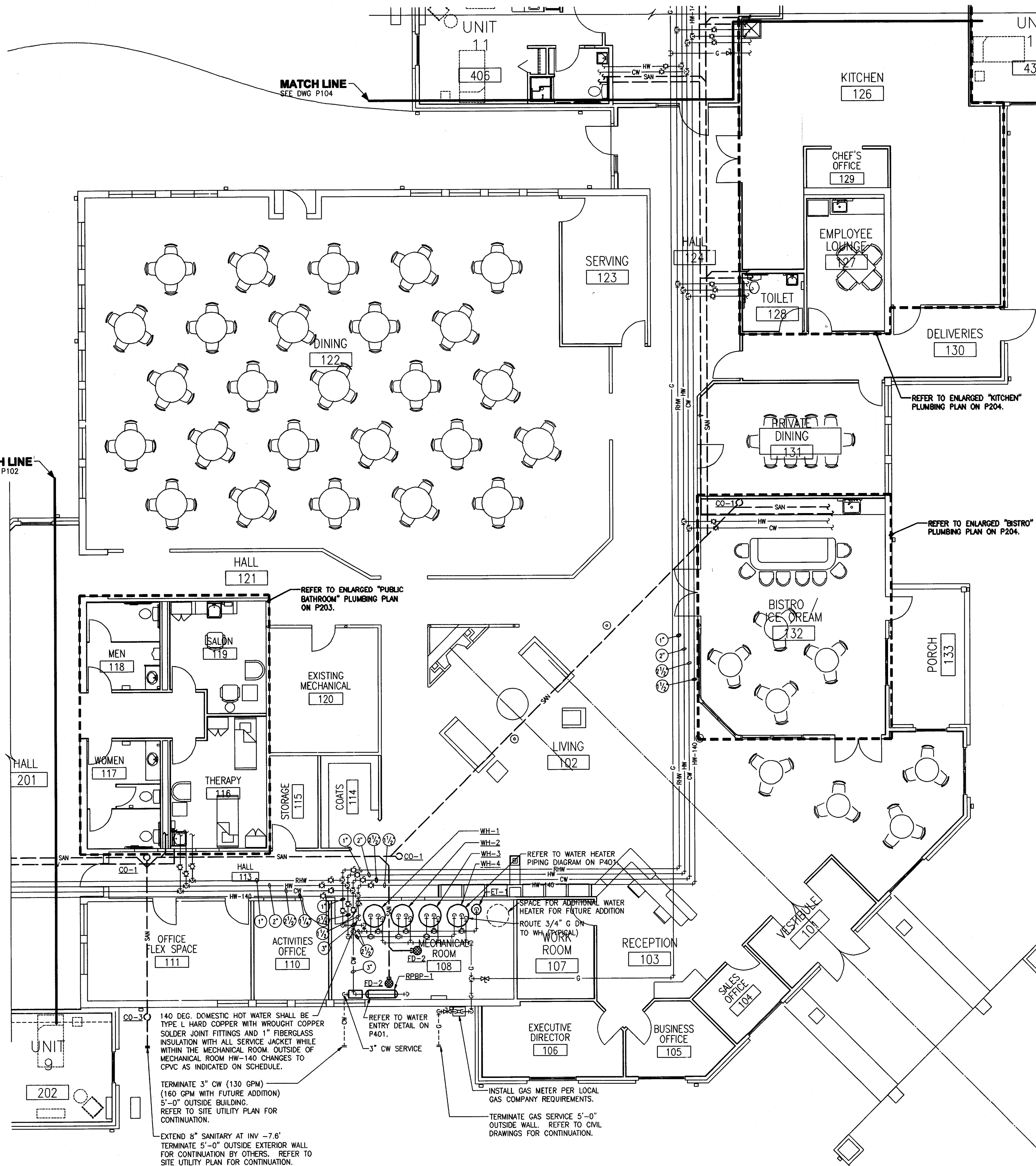


KEY PLAN
NO SCALE
NOTE: SHADING INDICATES AREA OF WORK

MATCH LINE
SEE DWG P102



PARTIAL PLUMBING PLAN
SCALE: 1/8"=1'-0"



GENERAL NOTES:

- ALL PLUMBING FIXTURES, EQUIPMENT AND PIPING SHOWN WITH THIN SOLID LINES ARE EXISTING TO REMAIN.
- ALL PLUMBING FIXTURES, EQUIPMENT AND PIPING SHOWN WITH THICK SOLID LINES ARE NEW. WHERE INDICATED, THIS CONTRACTOR SHALL TIE INTO EXISTING PIPING.
- RELEVANT PLUMBING FIXTURES, EQUIPMENT AND PIPING SHOWN IS BASED ON EXISTING DRAWINGS AND FIELD SURVEY. NOT ALL EXISTING EQUIPMENT AND PIPING IS SHOWN. THIS CONTRACTOR SHALL FIELD VERIFY ALL CONDITIONS AFFECTED BY THIS RENOVATION (INCLUDING SIZES AND LOCATIONS OF ALL PIPING, PLUMBING FIXTURES, AND EQUIPMENT) BEFORE ORDERING NEW MATERIALS OR PERFORMING ANY WORK, AND NOTIFY THE ENGINEER IF CONDITIONS ARE NOT AS INDICATED.
- REMOVE AND RE-INSTALL EXISTING LAY-IN CEILINGS AS REQUIRED TO COMPLETE WORK IN AREAS WHERE EXISTING CEILINGS ARE TO REMAIN. SEE ARCHITECTURAL DRAWINGS FOR AREAS WHERE EXISTING CEILINGS ARE TO REMAIN. REPLACE DAMAGED CEILING MATERIALS TO MATCH EXISTING CEILINGS. CEILING TILES MAY BE LEFT OUT OF THE CEILING IN AREAS UNDER CONSTRUCTION ONLY IF STORED IN AREAS AS DIRECTED BY THE OWNER SO AS NOT TO HINDER THE DAILY OPERATIONS OF THE BUILDING'S OCCUPANTS.
- THIS CONTRACTOR SHALL BE RESPONSIBLE FOR PATCHING OF EXISTING WALLS, DRYWALL CEILINGS, FLOORS, ROOFS, ETC. TO ACCOMMODATE PIPING, PLUMBING FIXTURES, AND EQUIPMENT INSTALLATION. PATCHING MATERIALS SHALL MATCH EXISTING CONSTRUCTION.
- DO NOT INSTALL ANY PIPING BENEATH OR ADJACENT TO CEILING MOUNTED EQUIPMENT THAT WOULD HINDER FUTURE REMOVAL OF EQUIPMENT OR MAINTENANCE ACCESS FOR EQUIPMENT.
- SEE PLUMBING FIXTURE AND EQUIPMENT SCHEDULE FOR ADDITIONAL WORK REQUIRED WITH TAGGED FIXTURES.
- CERTAIN AREAS OF THE BUILDING UTILIZE RETURN AIR CEILING PLENUMS. ALL MATERIALS INSTALLED WITHIN THE CEILING PLENUMS SHALL COMPLY WITH NFPA 90A REQUIREMENTS. PLASTIC PIPING IS NOT PERMITTED IN THESE AREAS.
- BRANCH PIPING RUNOUTS ARE FIXTURE CONNECTION SIZE UNLESS NOTED OTHERWISE.

REVISIONS

GBC DESIGN, INC.
565 White Pond Drive Akron, OH 44320-1123
Phone 330-836-0225 Fax 330-836-5782

MASSILLON SENIOR LIVING LTD.
1201 SOUTH MAIN STREET, SUITE 100
NORTH CANTON, OH 44720

DANBURY WOODS OF MASSILLON SENIOR LIVING CENTER
2550 UNIVERSITY DRIVE SE
MASSILLON, OHIO 44646
PARTIAL PLUMBING PLAN

COPYRIGHT © 2014 GBC DESIGN, INC.
ALL RIGHTS RESERVED. NO PART OF THIS DOCUMENT IS TO BE REPRODUCED OR TRANSMITTED IN ANY FORM OR BY ANY MEANS, ELECTRONIC OR MECHANICAL, WITHOUT PERMISSION IN WRITING FROM GBC DESIGN, INC.

**PRELIMINARY
ISSUED FOR REVIEW**
2014-09-25
BANDWEN-Williams-Kindbom
CONSULTING ENGINEERS

Bandwen-Williams-Kindbom
Consulting Engineers
3475 Forest Lake Drive, Suite 300
Akron, OH 44305
330.869.9633

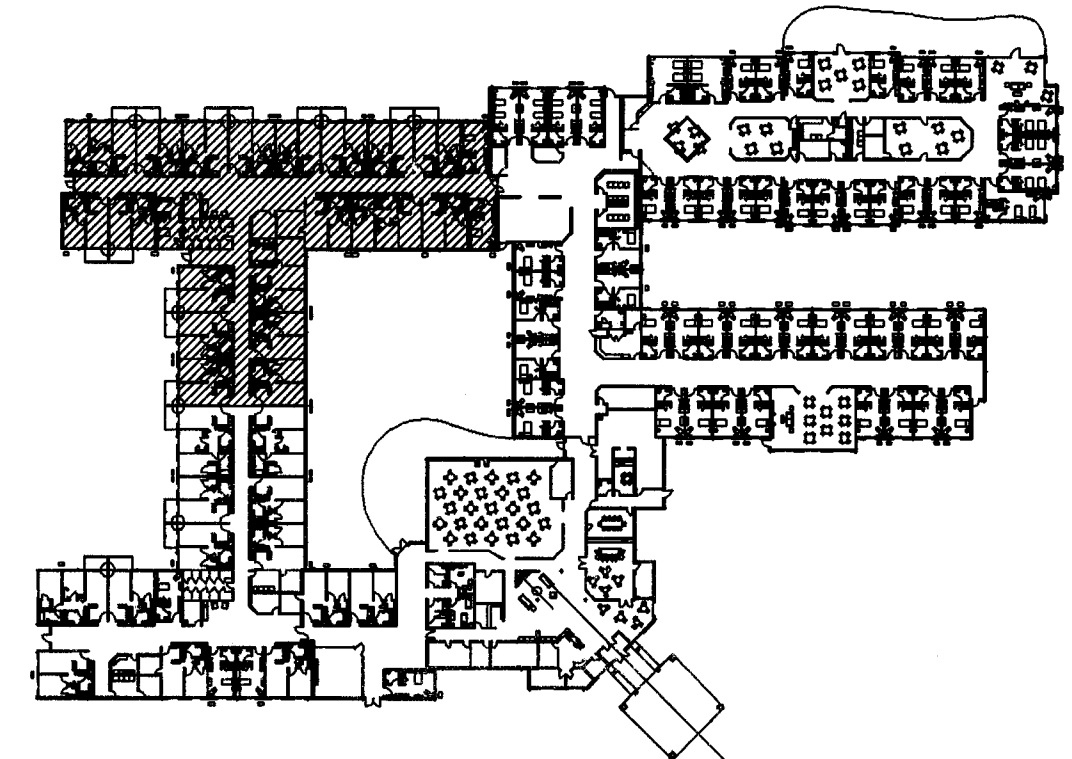
DRAWN BY:
BWK
DATE:
09/25/14
PROJECT NO.
46178
DRAWING NO.

P101

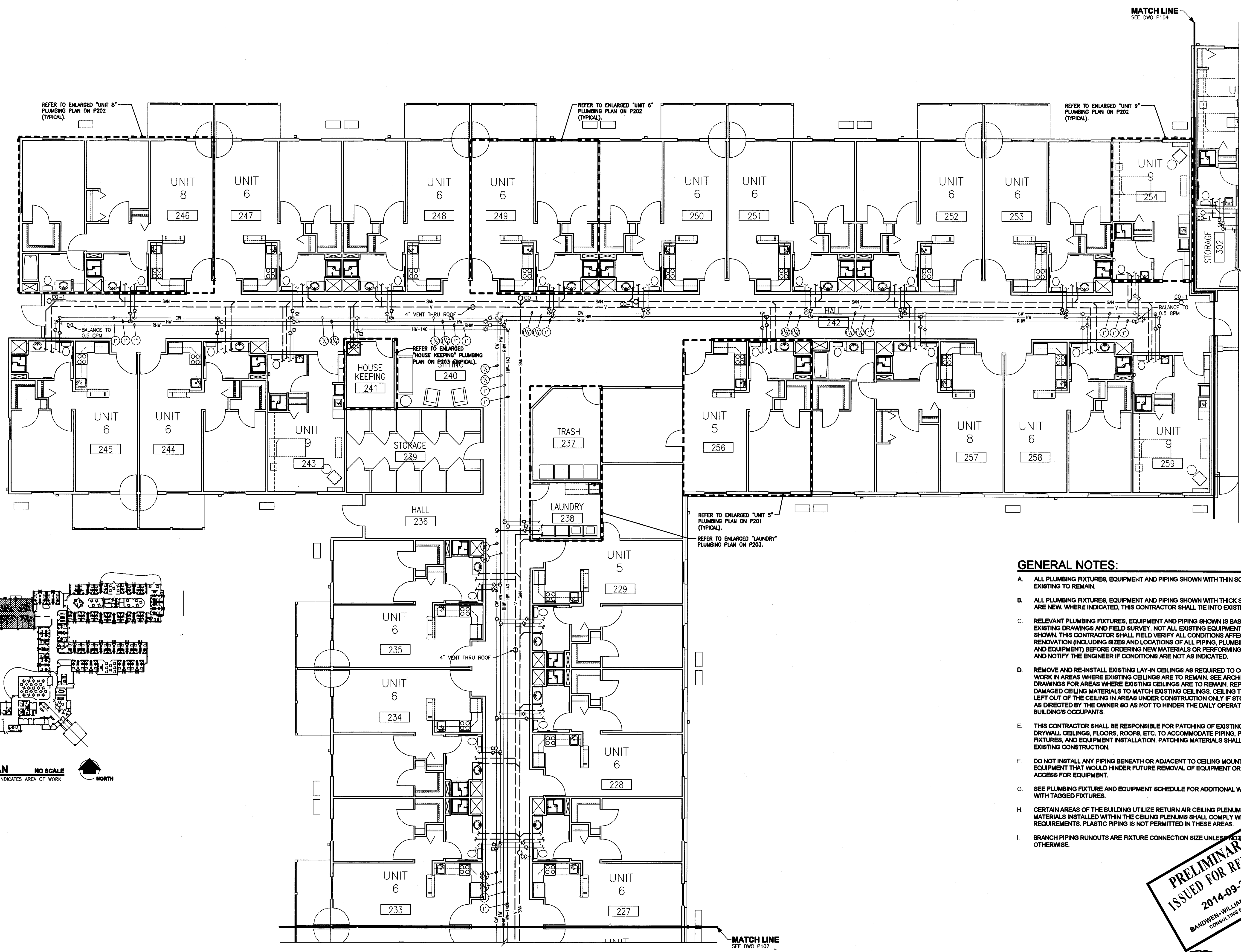


SCALE: 1/8"=1'-0"

 **Bandwen-Williams-Kindborn**
Consulting Engineers
3475 Forest Lake Drive, Suite 300
Akron, OH 44315
330.899.9633



KEY PLAN
NOTE: SHADING INDICATES AREA OF WORK



PARTIAL PLUMBING PLAN
SCALE: 1/8"=1'-0"

- GENERAL NOTES:**
- A. ALL PLUMBING FIXTURES, EQUIPMENT AND PIPING SHOWN WITH THIN SOLID LINES ARE EXISTING TO REMAIN.
 - B. ALL PLUMBING FIXTURES, EQUIPMENT AND PIPING SHOWN WITH THICK SOLID LINES ARE NEW. WHERE INDICATED, THIS CONTRACTOR SHALL TIE INTO EXISTING PIPING.
 - C. RELEVANT PLUMBING FIXTURES, EQUIPMENT AND PIPING SHOWN IS BASED ON EXISTING DRAWINGS AND FIELD SURVEY. NOT ALL EXISTING EQUIPMENT AND PIPING IS SHOWN. THIS CONTRACTOR SHALL FIELD VERIFY ALL CONDITIONS AFFECTED BY THIS RENOVATION (INCLUDING SIZES AND LOCATIONS OF ALL PIPING, PLUMBING FIXTURES, AND EQUIPMENT) BEFORE ORDERING NEW MATERIALS OR PERFORMING ANY WORK, AND NOTIFY THE ENGINEER IF CONDITIONS ARE NOT AS INDICATED.
 - D. REMOVE AND RE-INSTALL EXISTING LAY-IN CEILINGS AS REQUIRED TO COMPLETE WORK IN AREAS WHERE EXISTING CEILINGS ARE TO REMAIN. SEE ARCHITECTURAL DRAWINGS FOR AREAS WHERE EXISTING CEILINGS ARE TO REMAIN. REPLACE DAMAGED CEILING MATERIALS TO MATCH EXISTING CEILINGS. CEILING TILES MAY BE LEFT OUT OF THE CEILING IN AREAS UNDER CONSTRUCTION ONLY IF STORED IN AREAS AS DIRECTED BY THE OWNER SO AS NOT TO HINDER THE DAILY OPERATIONS OF THE BUILDING'S OCCUPANTS.
 - E. THIS CONTRACTOR SHALL BE RESPONSIBLE FOR PATCHING OF EXISTING WALLS, DRYWALL, CEILINGS, FLOORS, ROOFS, ETC. TO ACCOMMODATE PIPING, PLUMBING FIXTURES, AND EQUIPMENT INSTALLATION. PATCHING MATERIALS SHALL MATCH EXISTING CONSTRUCTION.
 - F. DO NOT INSTALL ANY PIPING BENEATH OR ADJACENT TO CEILING MOUNTED EQUIPMENT THAT WOULD HINDER FUTURE REMOVAL OF EQUIPMENT OR MAINTENANCE ACCESS FOR EQUIPMENT.
 - G. SEE PLUMBING FIXTURE AND EQUIPMENT SCHEDULE FOR ADDITIONAL WORK REQUIRED WITH TAGGED FIXTURES.
 - H. CERTAIN AREAS OF THE BUILDING UTILIZE RETURN AIR CEILING PLENUMS. ALL MATERIALS INSTALLED WITHIN THE CEILING PLENUMS SHALL COMPLY WITH NFPA 90A REQUIREMENTS. PLASTIC PIPING IS NOT PERMITTED IN THESE AREAS.
 - I. BRANCH PIPING RUNOUTS ARE FIXTURE CONNECTION SIZE UNLESS NOTED OTHERWISE.

PRELIMINARY
ISSUED FOR REVIEW
2014-09-25
BANDWEN WILLIAMS-KINDOBOM
CONSULTING ENGINEERS

Bandwen-Williams-Kindobom
Consulting Engineers
3475 Forest Lake Drive, Suite 300
Akron, OH 44305
330.859.9933

REVISIONS

GBC DESIGN, INC.
565 White Pond Drive Akron, OH 44320-1128
Phone 330-596-0228 Fax 330-596-5782

MASSILLON SENIOR LIVING LTD.
1201 SOUTH MAIN STREET, SUITE 100
NORTH CANTON, OH 44720

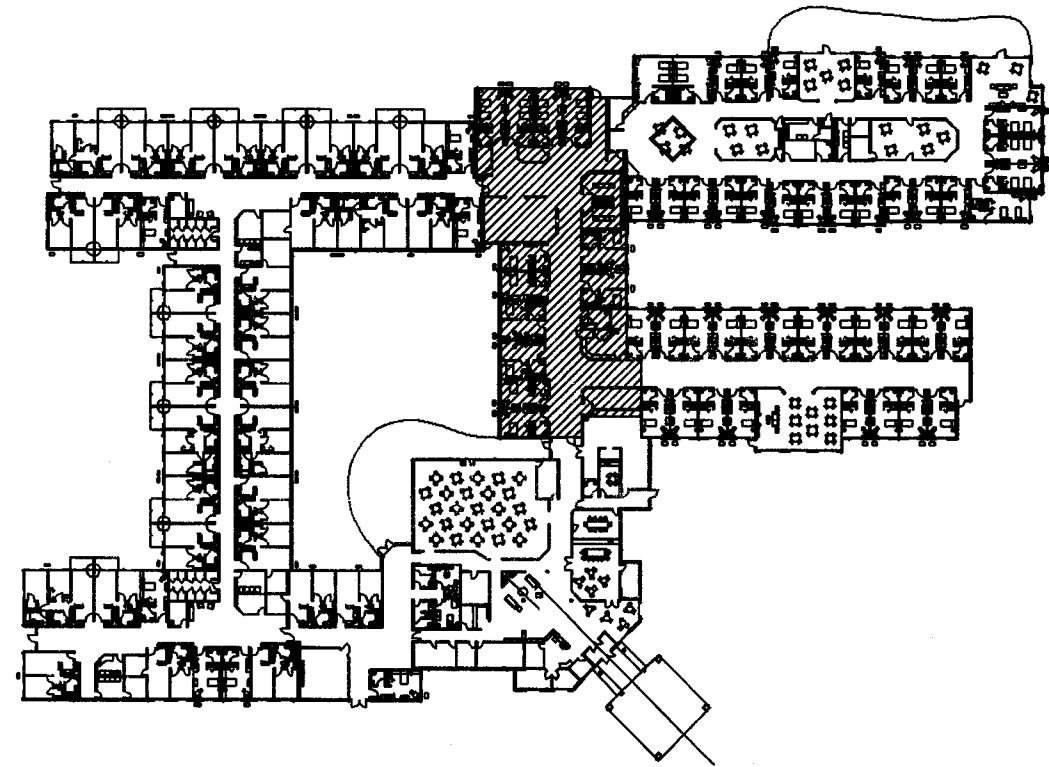
DANBURY WOODS OF MASSILLON SENIOR LIVING CENTER
2550 UNIVERSITY DRIVE SE
MASSILLON, OHIO 44646
PARTIAL PLUMBING PLAN
COPYRIGHT © 2014, GBC DESIGN, INC.
ALL RIGHTS RESERVED. NO PART OF THIS DOCUMENT IS TO BE REPRODUCED OR TRANSMITTED IN ANY FORM OR BY ANY MEANS, ELECTRONIC OR MECHANICAL, WITHOUT PERMISSION IN WRITING FROM GBC DESIGN, INC.

DRAWN BY:
BWK

DATE:
09/25/14

PROJECT NO.
46178

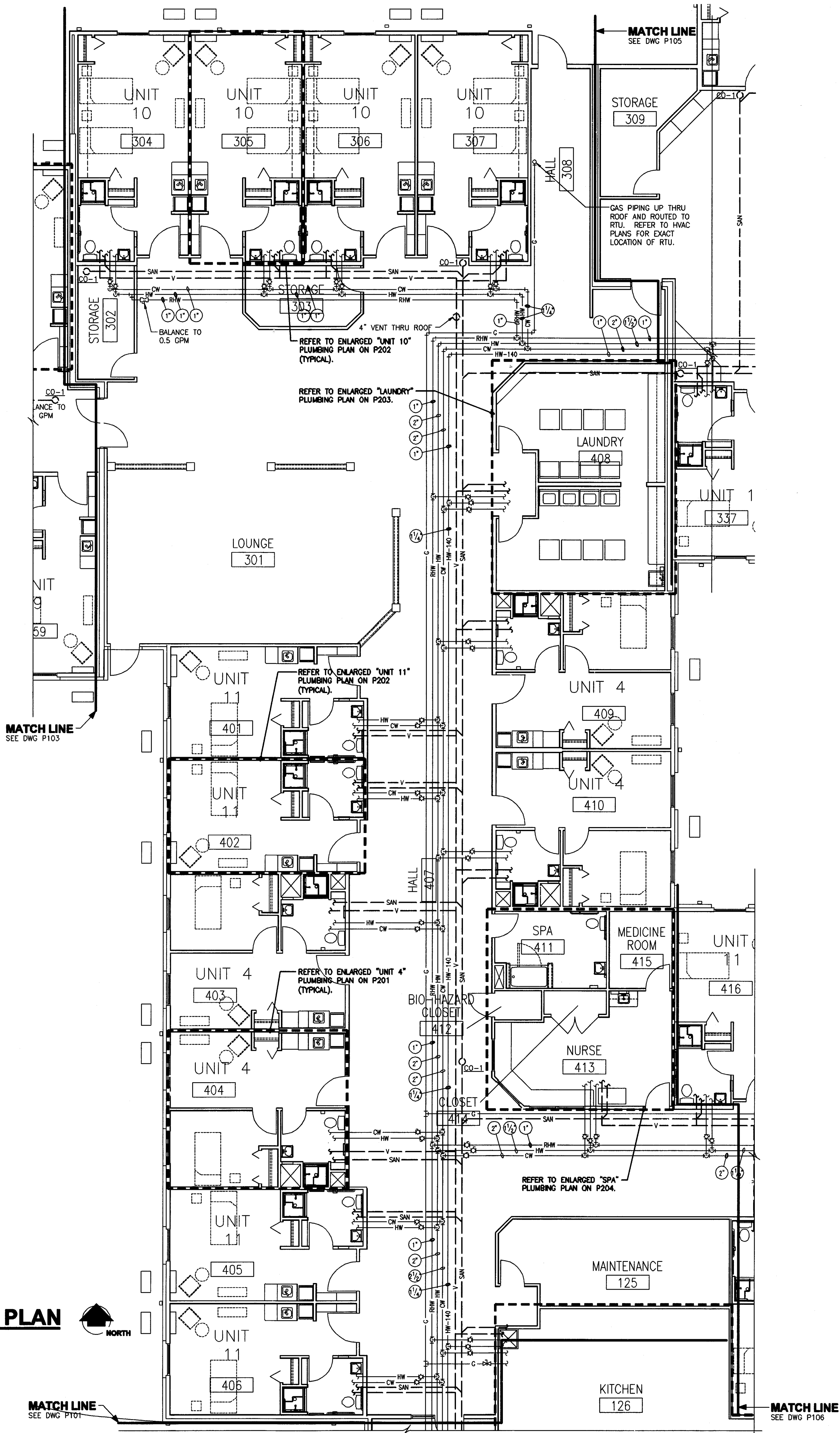
DRAWING NO.
P103



KEY PLAN

NO SCALE

NOTE: SHADING INDICATES AREA OF WORK



PARTIAL PLUMBING PLAN

SCALE: 1/8"=1'-0"



MATCH LINE
SEE DWG P106

GENERAL NOTES:

- ALL PLUMBING FIXTURES, EQUIPMENT AND PIPING SHOWN WITH THIN SOLID LINES ARE EXISTING TO REMAIN.
- ALL PLUMBING FIXTURES, EQUIPMENT AND PIPING SHOWN WITH THICK SOLID LINES ARE NEW. WHERE INDICATED, THIS CONTRACTOR SHALL TIE INTO EXISTING PIPING.
- RELEVANT PLUMBING FIXTURES, EQUIPMENT AND PIPING SHOWN IS BASED ON EXISTING DRAWINGS AND FIELD SURVEY. NOT ALL EXISTING EQUIPMENT AND PIPING IS SHOWN. THIS CONTRACTOR SHALL FIELD VERIFY ALL CONDITIONS AFFECTED BY THIS RENOVATION (INCLUDING SIZES AND LOCATIONS OF ALL PIPING, PLUMBING FIXTURES, AND EQUIPMENT) BEFORE ORDERING NEW MATERIALS OR PERFORMING ANY WORK, AND NOTIFY THE ENGINEER IF CONDITIONS ARE NOT AS INDICATED.
- REMOVE AND RE-INSTALL EXISTING LAY-IN CEILINGS AS REQUIRED TO COMPLETE WORK IN AREAS WHERE EXISTING CEILINGS ARE TO REMAIN. SEE ARCHITECTURAL DRAWINGS FOR AREAS WHERE EXISTING CEILINGS ARE TO REMAIN. REPLACE DAMAGED CEILING MATERIALS TO MATCH EXISTING CEILINGS. CEILING TILES MAY BE LEFT OUT OF THE CEILING IN AREAS UNDER CONSTRUCTION ONLY IF STORED IN AREAS AS DIRECTED BY THE OWNER SO AS NOT TO HINDER THE DAILY OPERATIONS OF THE BUILDING'S OCCUPANTS.
- THIS CONTRACTOR SHALL BE RESPONSIBLE FOR PATCHING OF EXISTING WALLS, DRYWALL CEILINGS, FLOORS, ROOFS, ETC. TO ACCOMMODATE PIPING, PLUMBING FIXTURES, AND EQUIPMENT INSTALLATION. PATCHING MATERIALS SHALL MATCH EXISTING CONSTRUCTION.
- DO NOT INSTALL ANY PIPING BENEATH OR ADJACENT TO CEILING MOUNTED EQUIPMENT THAT WOULD HINDER FUTURE REMOVAL OF EQUIPMENT OR MAINTENANCE ACCESS FOR EQUIPMENT.
- SEE PLUMBING FIXTURE AND EQUIPMENT SCHEDULE FOR ADDITIONAL WORK REQUIRED WITH TAGGED FIXTURES.
- CERTAIN AREAS OF THE BUILDING UTILIZE RETURN AIR CEILING PLENUMS. ALL MATERIALS INSTALLED WITHIN THE CEILING PLENUMS SHALL COMPLY WITH NFPA 90A REQUIREMENTS. PLASTIC PIPING IS NOT PERMITTED IN THESE AREAS.
- BRANCH PIPING RUNOUTS ARE FIXTURE CONNECTION SIZE UNLESS NOTED OTHERWISE.

**PRELIMINARY
ISSUED FOR REVIEW**
2014-09-25
BANDWEN-WILLIAMS-KINDBOM
CONSULTING ENGINEERS

Bandwen-Williams-Kindbom
Consulting Engineers
3475 Forest Lake Drive, Suite 300
Akron, OH 44305
330.899.9633

REVISIONS

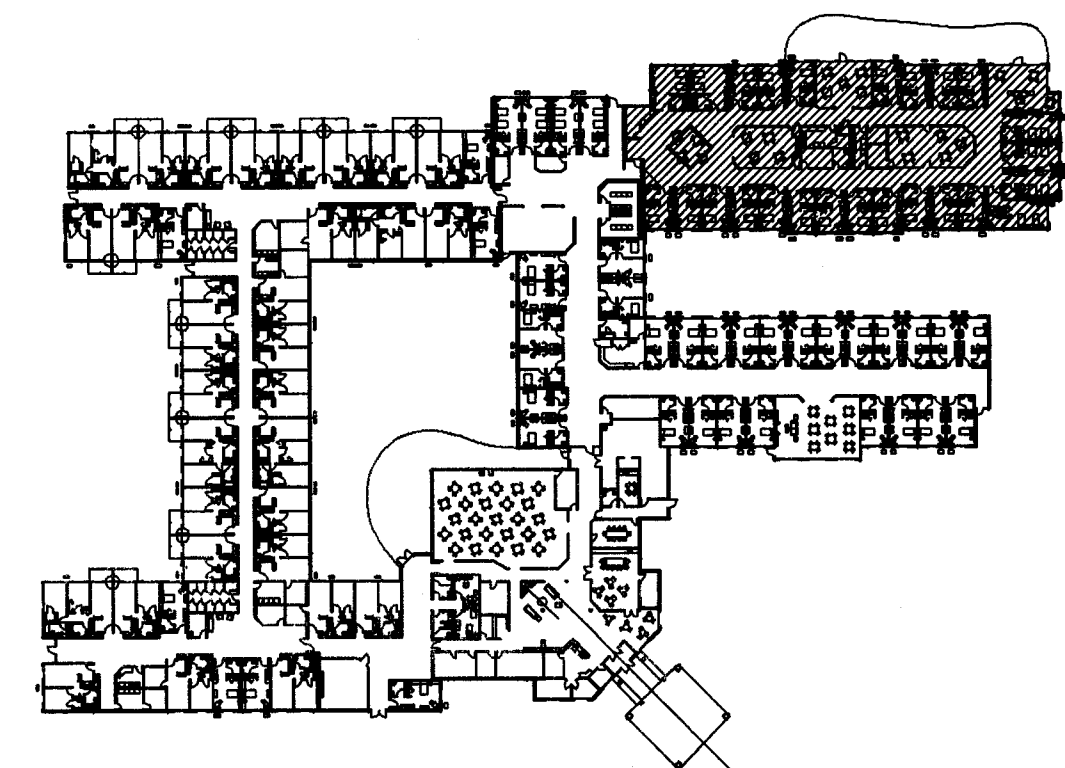
GBC DESIGN, INC.
565 White Pond Drive Akron, OH 44320-1123
Phone 330-836-0228 Fax 330-836-5752

MASSILLON SENIOR LIVING LTD.
1201 SOUTH MAIN STREET, SUITE 100
NORTH CANTON, OH 44720

DANBURY WOODS OF MASSILLON SENIOR LIVING CENTER
2550 UNIVERSITY DRIVE SE
MASSILLON, OHIO 44646
PARTIAL PLUMBING PLAN
COPYRIGHT © 2014 GBC DESIGN, INC.
ALL RIGHTS RESERVED. NO PART OF THIS DOCUMENT MAY BE REPRODUCED OR TRANSMITTED IN ANY FORM OR BY ANY MEANS, ELECTRONIC OR MECHANICAL, WITHOUT PERMISSION IN WRITING FROM GBC DESIGN, INC.

DRAWN BY:
BWK
DATE:
09/25/14
PROJECT NO.
46178
DRAWING NO.

P104

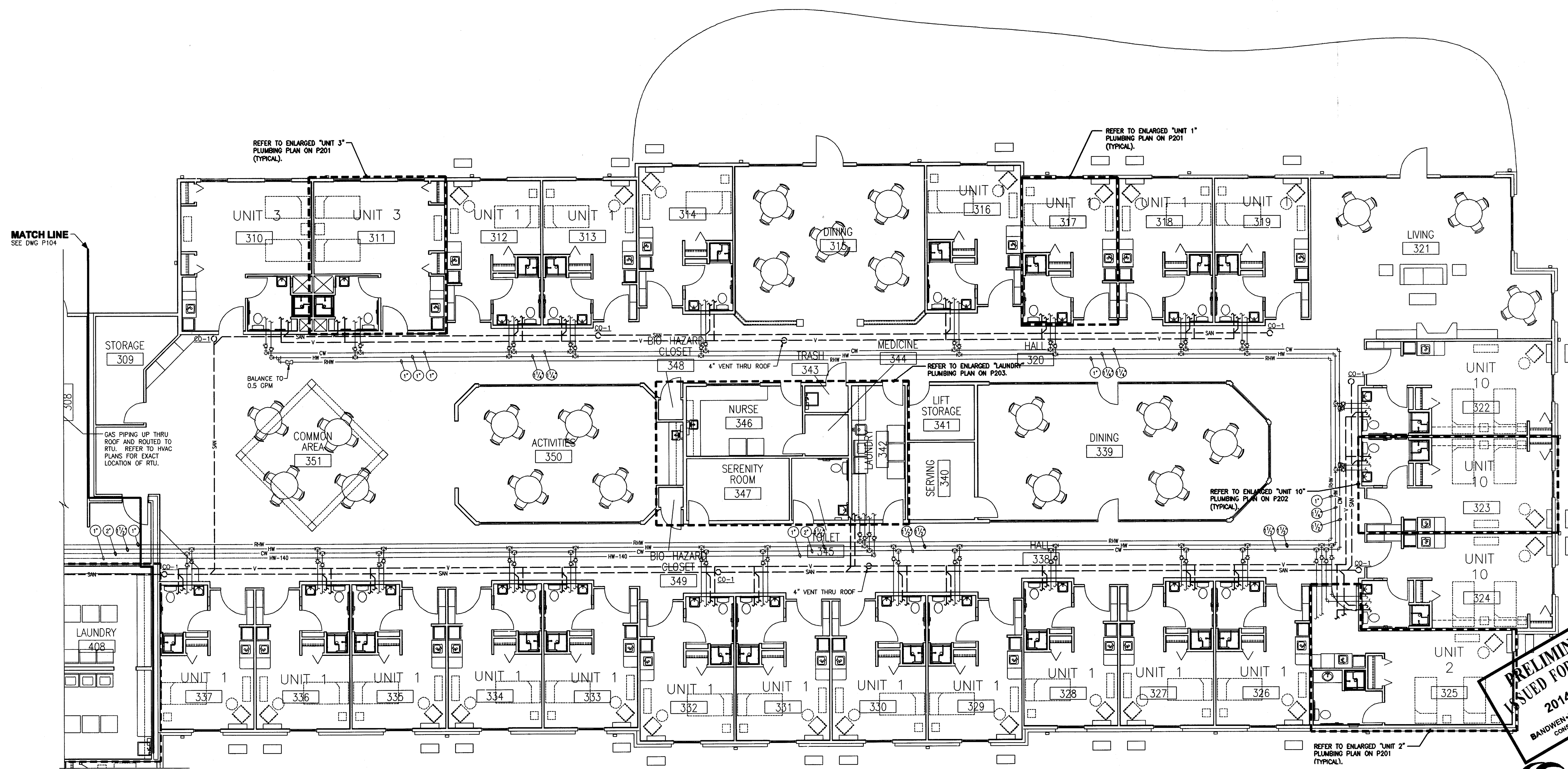


KEY PLAN NO SCALE
NOTE: SHADING INDICATES AREA OF WORK



GENERAL NOTES:

- ALL PLUMBING FIXTURES, EQUIPMENT AND PIPING SHOWN WITH THIN SOLID LINES ARE EXISTING TO REMAIN.
- ALL PLUMBING FIXTURES, EQUIPMENT AND PIPING SHOWN WITH THICK SOLID LINES ARE NEW. WHERE INDICATED, THIS CONTRACTOR SHALL TIE INTO EXISTING PIPING.
- RELEVANT PLUMBING FIXTURES, EQUIPMENT AND PIPING SHOWN IS BASED ON EXISTING DRAWINGS AND FIELD SURVEY. NOT ALL EXISTING EQUIPMENT AND PIPING IS SHOWN. THIS CONTRACTOR SHALL FIELD VERIFY ALL CONDITIONS AFFECTED BY THIS RENOVATION (INCLUDING SIZES AND LOCATIONS OF ALL PIPING, PLUMBING FIXTURES, AND EQUIPMENT) BEFORE ORDERING NEW MATERIALS OR PERFORMING ANY WORK, AND NOTIFY THE ENGINEER IF CONDITIONS ARE NOT AS INDICATED.
- REMOVE AND RE-INSTALL EXISTING LAY-IN CEILINGS AS REQUIRED TO COMPLETE WORK IN AREAS WHERE EXISTING CEILINGS ARE TO REMAIN. SEE ARCHITECTURAL DRAWINGS FOR AREAS WHERE EXISTING CEILINGS ARE TO REMAIN. REPLACE DAMAGED CEILING MATERIALS TO MATCH EXISTING CEILINGS. CEILING TILES MAY BE LEFT OUT OF THE CEILING IN AREAS UNDER CONSTRUCTION ONLY IF STORED IN AREAS AS DIRECTED BY THE OWNER SO AS NOT TO HINDER THE DAILY OPERATIONS OF THE BUILDING'S OCCUPANTS.
- THIS CONTRACTOR SHALL BE RESPONSIBLE FOR PATCHING OF EXISTING WALLS, DRYWALL CEILINGS, FLOORS, ROOFS, ETC. TO ACCOMMODATE PIPING, PLUMBING FIXTURES, AND EQUIPMENT INSTALLATION. PATCHING MATERIALS SHALL MATCH EXISTING CONSTRUCTION.
- DO NOT INSTALL ANY PIPING BENEATH OR ADJACENT TO CEILING MOUNTED EQUIPMENT THAT WOULD HINDER FUTURE REMOVAL OF EQUIPMENT OR MAINTENANCE ACCESS FOR EQUIPMENT.
- SEE PLUMBING FIXTURE AND EQUIPMENT SCHEDULE FOR ADDITIONAL WORK REQUIRED WITH TAGGED FIXTURES.
- CERTAIN AREAS OF THE BUILDING UTILIZE RETURN AIR CEILING PLENUMS. ALL MATERIALS INSTALLED WITHIN THE CEILING PLENUMS SHALL COMPLY WITH NFPA 90A REQUIREMENTS. PLASTIC PIPING IS NOT PERMITTED IN THESE AREAS.
- BRANCH PIPING RUNOUTS ARE FIXTURE CONNECTION SIZE UNLESS NOTED OTHERWISE.



PARTIAL PLUMBING PLAN
SCALE: 1/8"=1'-0"



**PRELIMINARY
ISSUED FOR REVIEW**
2014-09-25
BANDWEN-WILLIAMS-KINDOBOM
CONSULTING ENGINEERS

Bandwen-Williams-Kindobom
Consulting Engineers
3475 Forest Lake Drive, Suite 300
Akron, OH 44385
330.866.9633

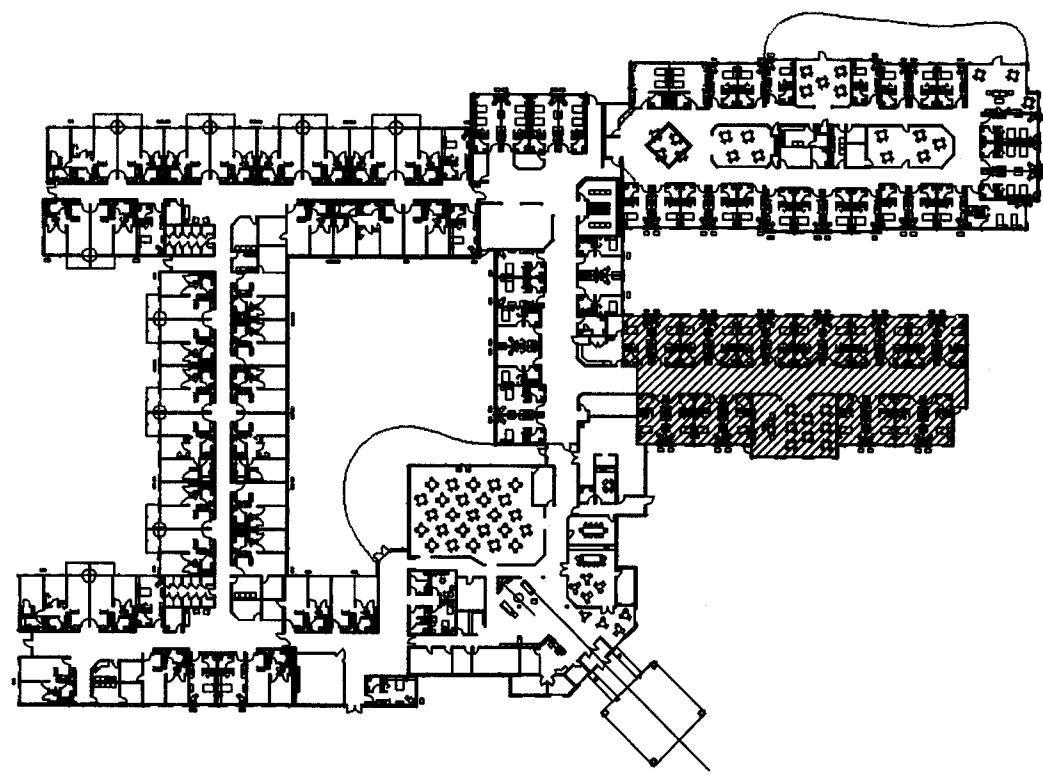
REVISIONS

GBC Design, Inc.
565 White Pond Drive Akron, OH 44320-1123
Phone 330-836-0225 Fax 330-836-5762

MASSILLON SENIOR LIVING LTD.
1201 SOUTH MAIN STREET, SUITE 100
NORTH CANTON, OH 44720

DANBURY WOODS OF MASSILLON SENIOR LIVING CENTER
2550 UNIVERSITY DRIVE SE
MASSILLON, OHIO 44646
PARTIAL PLUMBING PLAN
COPYRIGHT © 2014, GBC DESIGN, INC.
ALL RIGHTS RESERVED. NO PART OF THIS DOCUMENT IS TO BE REPRODUCED OR TRANSMITTED IN ANY FORM OR BY ANY MEANS, ELECTRONIC OR MECHANICAL, WITHOUT PERMISSION IN WRITING FROM GBC DESIGN, INC.

DRAWN BY:
BWK
DATE:
09/25/14
PROJECT NO.
46178
DRAWING NO.
P105



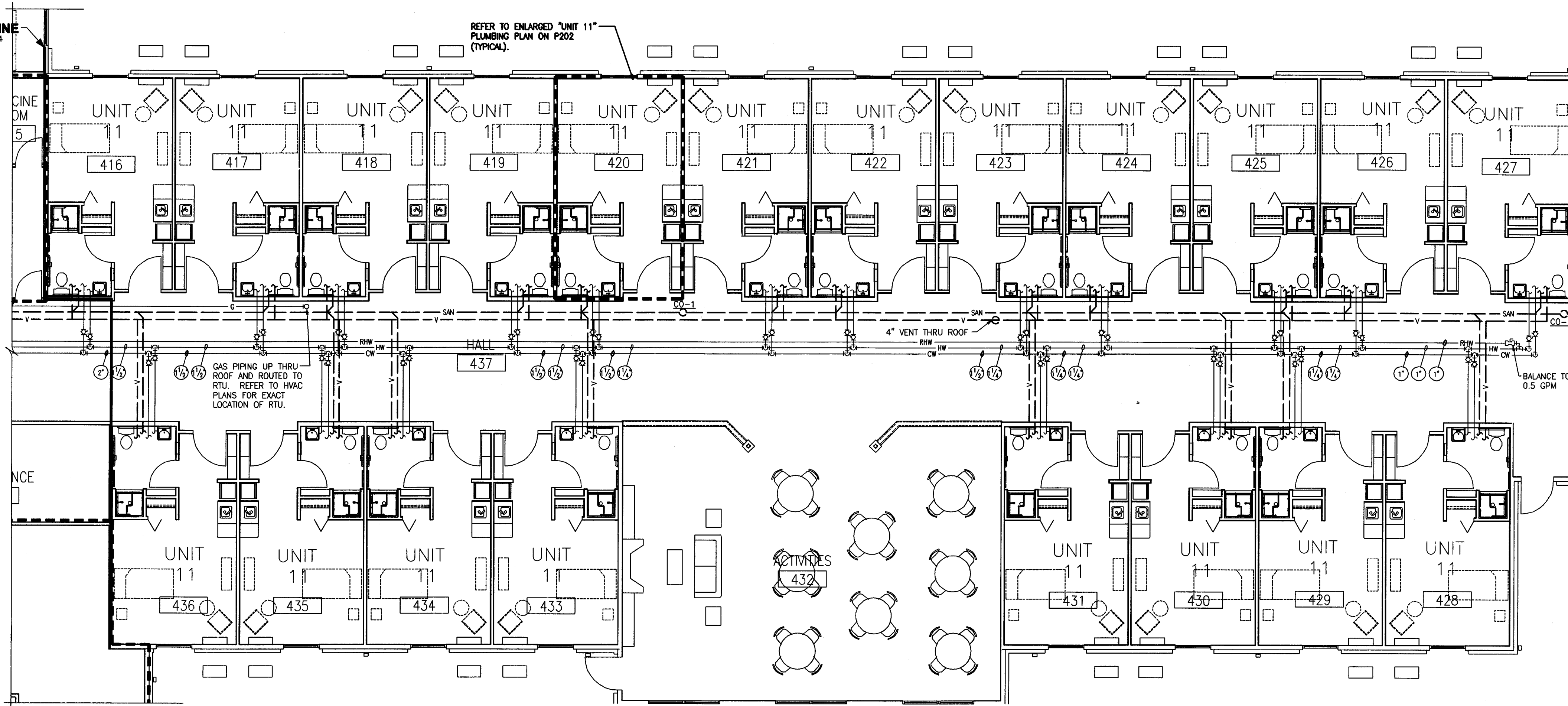
KEY PLAN

NO SCALE

NOTE: SHADING INDICATES AREA OF WORK.



MATCH LINE
SEE DWG P104



PARTIAL PLUMBING PLAN

SCALE: 1/8"=1'-0"



GENERAL NOTES:

- ALL PLUMBING FIXTURES, EQUIPMENT AND PIPING SHOWN WITH THIN SOLID LINES ARE EXISTING TO REMAIN.
- ALL PLUMBING FIXTURES, EQUIPMENT AND PIPING SHOWN WITH THICK SOLID LINES ARE NEW. WHERE INDICATED, THIS CONTRACTOR SHALL TIE INTO EXISTING PIPING.
- RELEVANT PLUMBING FIXTURES, EQUIPMENT AND PIPING SHOWN IS BASED ON EXISTING DRAWINGS AND FIELD SURVEY. NOT ALL EXISTING EQUIPMENT AND PIPING IS SHOWN. THIS CONTRACTOR SHALL FIELD VERIFY ALL CONDITIONS AFFECTED BY THIS RENOVATION (INCLUDING SIZES AND LOCATIONS OF ALL PIPING, PLUMBING FIXTURES, AND EQUIPMENT) BEFORE ORDERING NEW MATERIALS OR PERFORMING ANY WORK, AND NOTIFY THE ENGINEER IF CONDITIONS ARE NOT AS INDICATED.
- REMOVE AND RE-INSTALL EXISTING LAY-IN CEILINGS AS REQUIRED TO COMPLETE WORK IN AREAS WHERE EXISTING CEILINGS ARE TO REMAIN. SEE ARCHITECTURAL DRAWINGS FOR AREAS WHERE EXISTING CEILINGS ARE TO REMAIN. REPLACE DAMAGED CEILING MATERIALS TO MATCH EXISTING CEILINGS. CEILING TILES MAY BE LEFT OUT OF THE CEILING IN AREAS UNDER CONSTRUCTION ONLY IF STORED IN AREAS AS DIRECTED BY THE OWNER SO AS NOT TO HINDER THE DAILY OPERATIONS OF THE BUILDING'S OCCUPANTS.
- THIS CONTRACTOR SHALL BE RESPONSIBLE FOR PATCHING OF EXISTING WALLS, DRYWALL CEILINGS, FLOORS, ROOFS, ETC. TO ACCOMMODATE PIPING, PLUMBING FIXTURES, AND EQUIPMENT INSTALLATION. PATCHING MATERIALS SHALL MATCH EXISTING CONSTRUCTION.
- DO NOT INSTALL ANY PIPING BENEATH OR ADJACENT TO CEILING MOUNTED EQUIPMENT THAT WOULD HINDER FUTURE REMOVAL OF EQUIPMENT OR MAINTENANCE ACCESS FOR EQUIPMENT.
- SEE PLUMBING FIXTURE AND EQUIPMENT SCHEDULE FOR ADDITIONAL WORK REQUIRED WITH TAGGED FIXTURES.
- CERTAIN AREAS OF THE BUILDING UTILIZE RETURN AIR CEILING PLENUMS. ALL MATERIALS INSTALLED WITHIN THE CEILING PLENUMS SHALL COMPLY WITH NFPA 90A REQUIREMENTS. PLASTIC PIPING IS NOT PERMITTED IN THESE AREAS.
- BRANCH PIPING RUNOUTS ARE FIXTURE CONNECTION SIZE UNLESS NOTED OTHERWISE.

REVISIONS

GBC DESIGN, INC.
565 White Pond Drive Akron, OH 44320-1128
Phone 330-836-0228 Fax 330-836-5782

MASSILLON SENIOR LIVING LTD.
1201 SOUTH MAIN STREET, SUITE 100
NORTH CANTON, OH 44720

DANBURY WOODS OF MASSILLON SENIOR LIVING CENTER
2550 UNIVERSITY DRIVE SE
MASSILLON, OHIO 44646
PARTIAL PLUMBING PLAN
COPYRIGHT © 2014 GBC DESIGN, INC.
ALL RIGHTS RESERVED. NO PART OF THIS DOCUMENT MAY BE REPRODUCED OR TRANSMITTED IN ANY FORM OR BY ANY MEANS, ELECTRONIC OR MECHANICAL, WITHOUT PERMISSION IN WRITING FROM GBC DESIGN, INC.

**PRELIMINARY
ISSUED FOR REVIEW**
2014-09-25
BANDWEN-WILLIAMS-KINDOBOM
CONSULTING ENGINEERS

Bandwen-Williams-Kindobom
Consulting Engineers
3475 Forest Lake Drive, Suite 300
Akron, OH 44385
331.899.9633

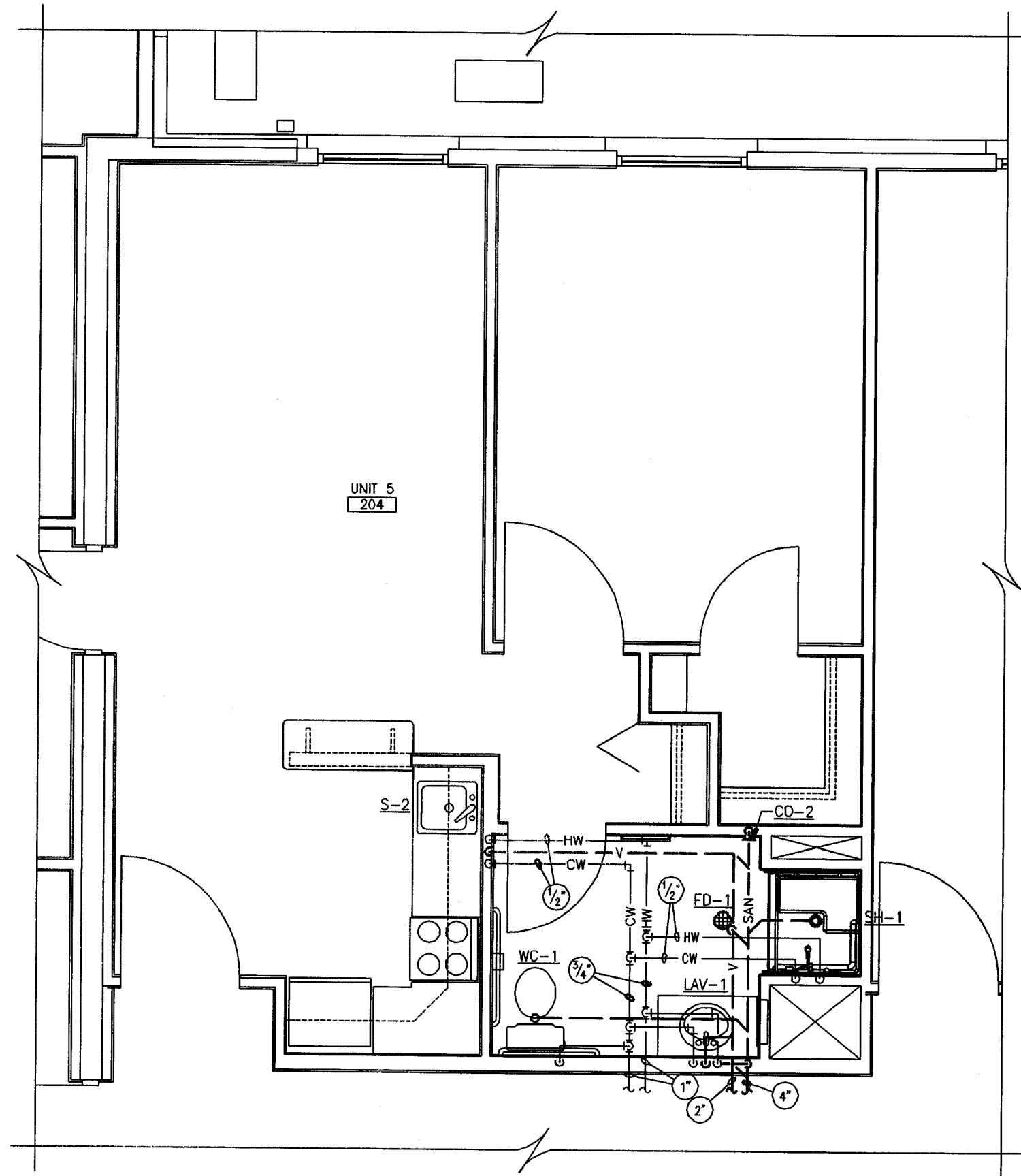
DRAWN BY:
BWK

DATE:
09/25/14

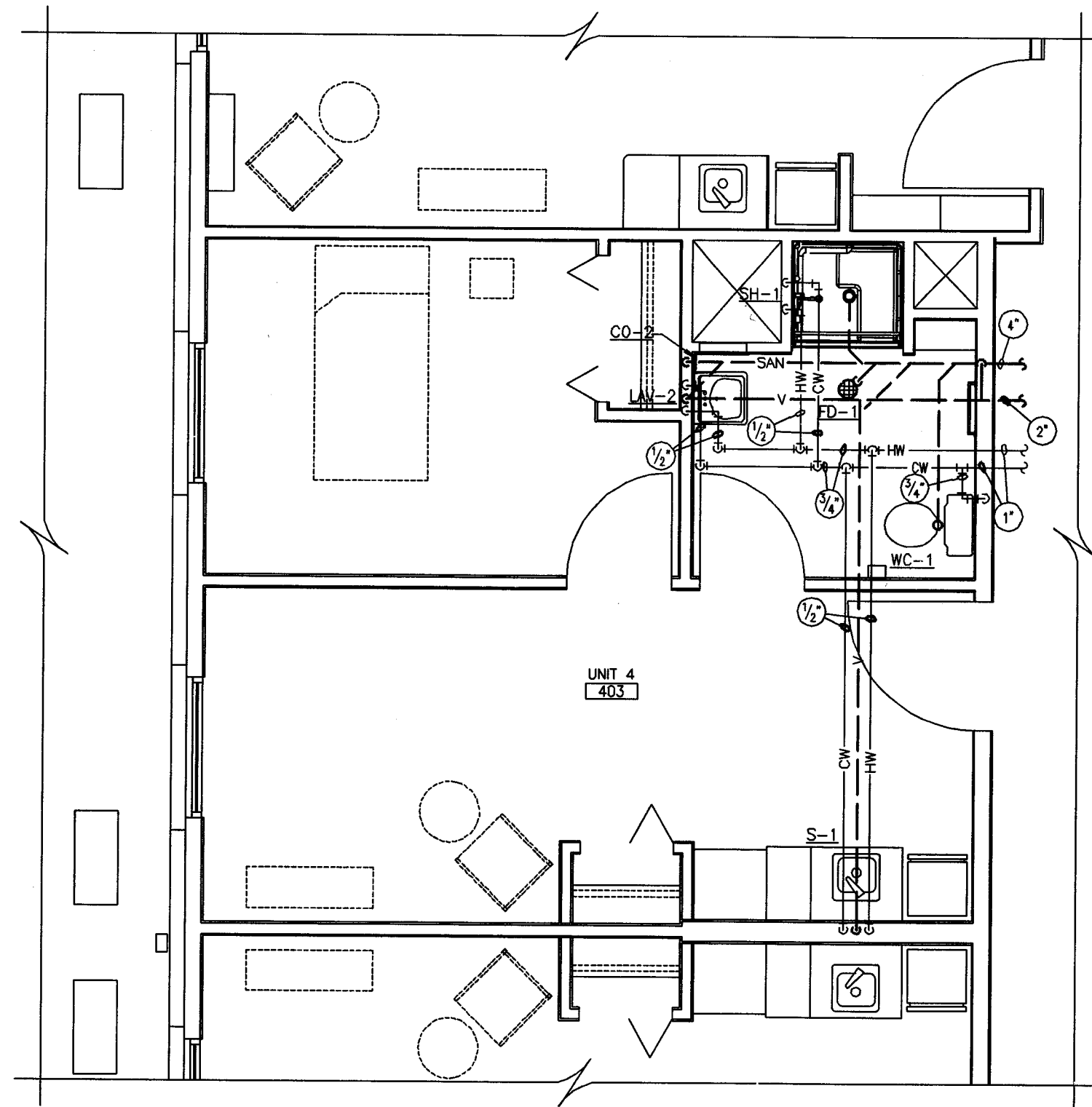
PROJECT NO.
46178

DRAWING NO.

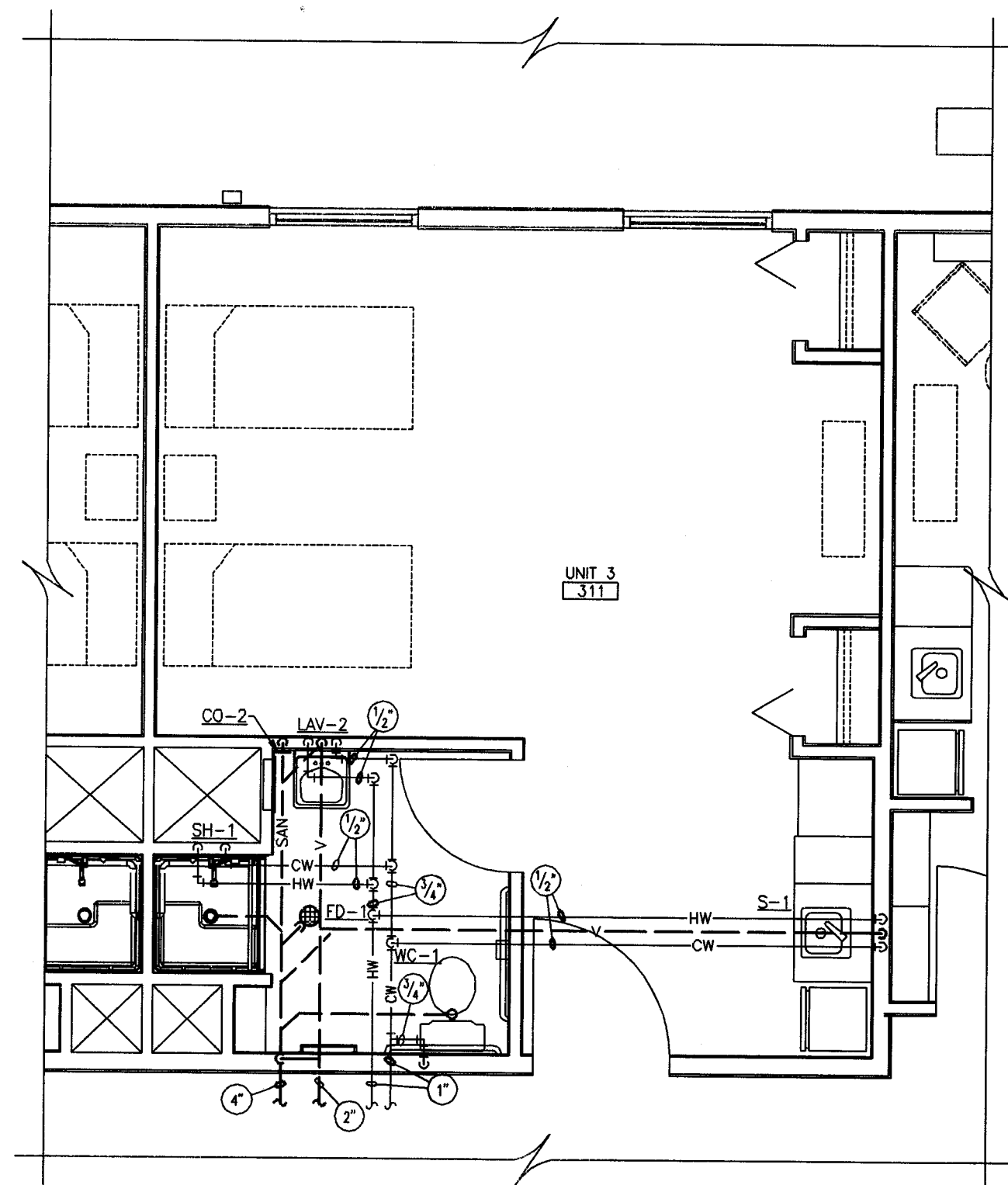
P106



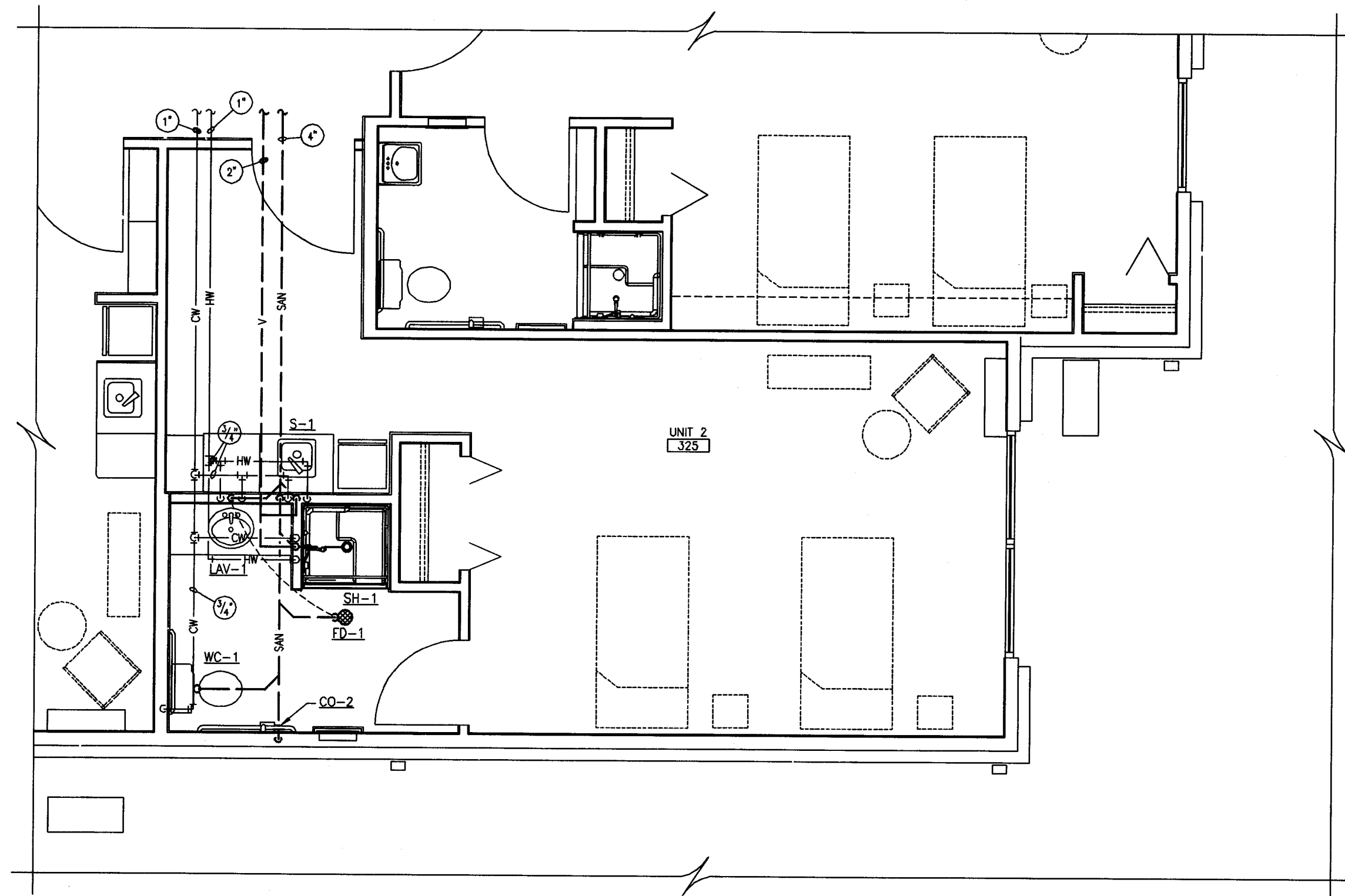
ENLARGED UNIT 5 - PLUMBING
SCALE: 1/4"=1'-0"



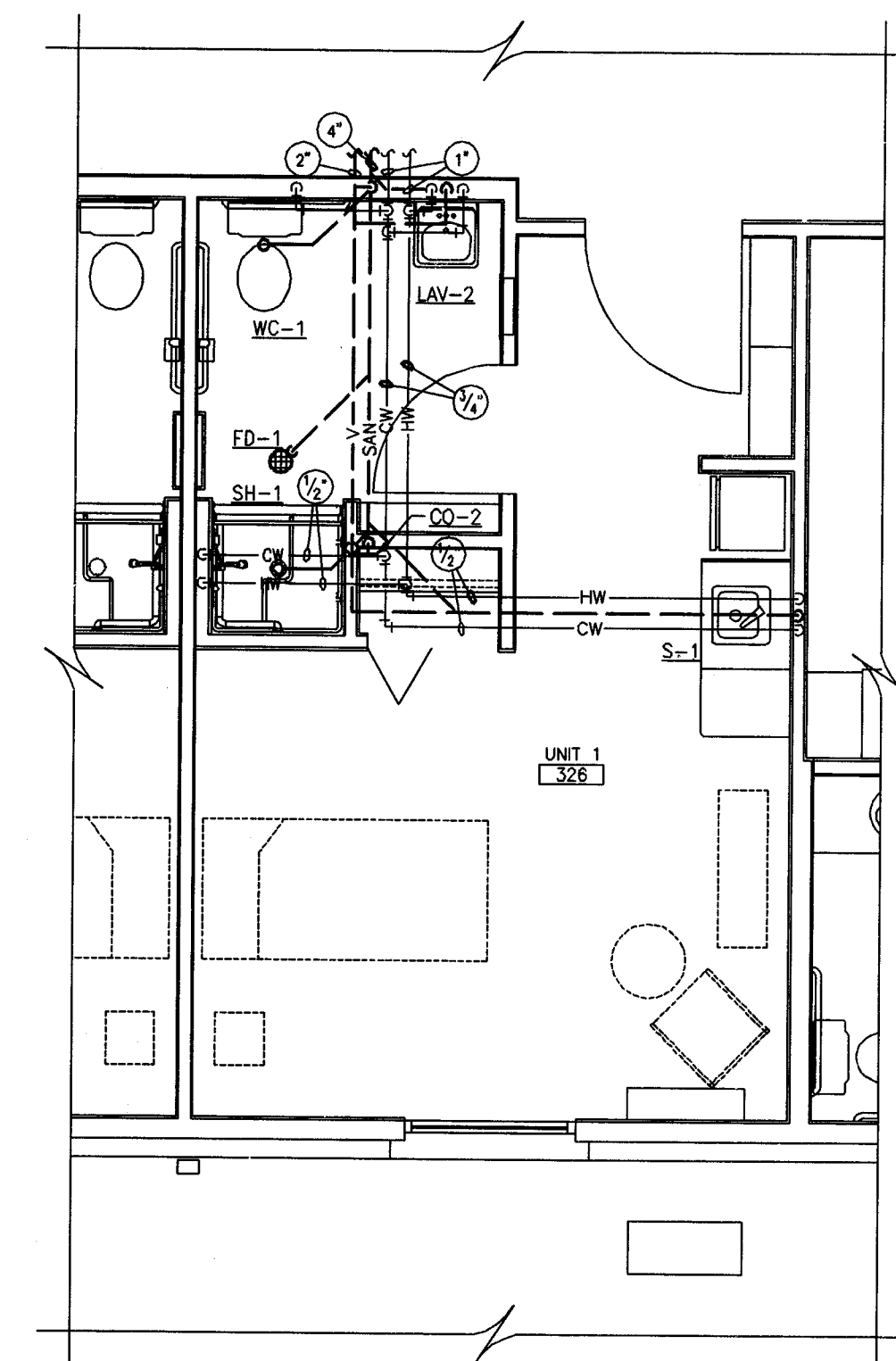
ENLARGED UNIT 4 - PLUMBING
SCALE: 1/4"=1'-0"



ENLARGED UNIT 3 - PLUMBING
SCALE: 1/4"=1'-0"



ENLARGED UNIT 2 - PLUMBING
SCALE: 1/4"=1'-0"



ENLARGED UNIT 1 - PLUMBING
SCALE: 1/4"=1'-0"

GENERAL NOTES:

- THIN LINES INDICATE BACKGROUND INFORMATION, OR WORK OF OTHER TRADES.
- THICK SOLID LINES INDICATE NEW WORK.
- COORDINATE INSTALLATION OF PIPING WITH HVAC CONTRACTOR.
- FLOOR PLAN IS SHOWN AS A "TYPICAL" ORIENTATION. UNIT ORIENTATION AND UTILITY ENTRY LOCATIONS MAY VARY BASED ON UNIT. SEE SITE PLANS AND CIVIL DRAWINGS FOR BUILDING ORIENTATION AND UTILITY LOCATIONS.

REVISIONS

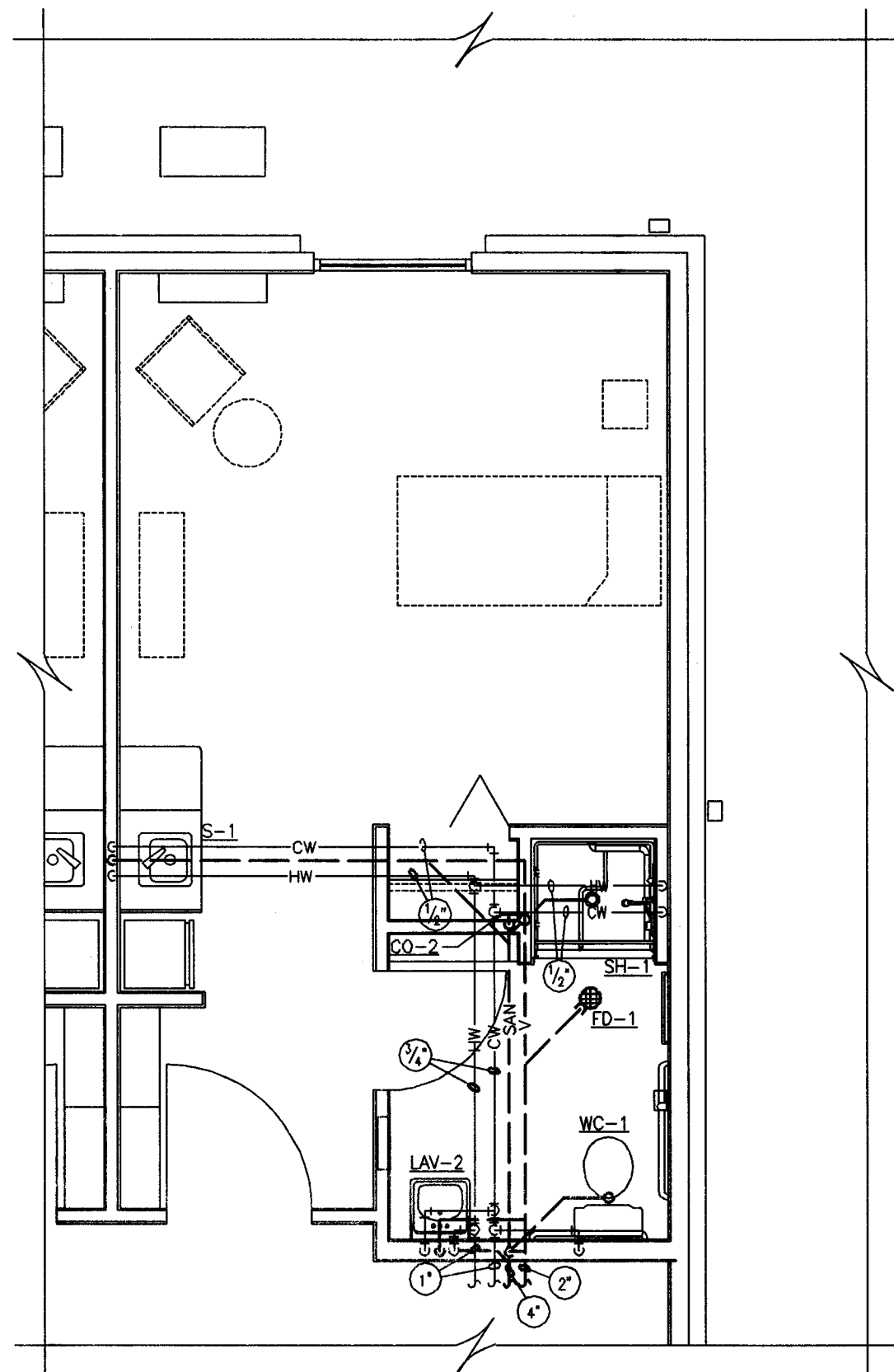
GBC DESIGN, INC.
565 White Pond Drive Akron, OH 44320-1123
Phone 330-836-0225 Fax 330-836-5782

MASSILLON SENIOR LIVING LTD.
1201 SOUTH MAIN STREET, SUITE 100
NORTH CANTON, OH 44720

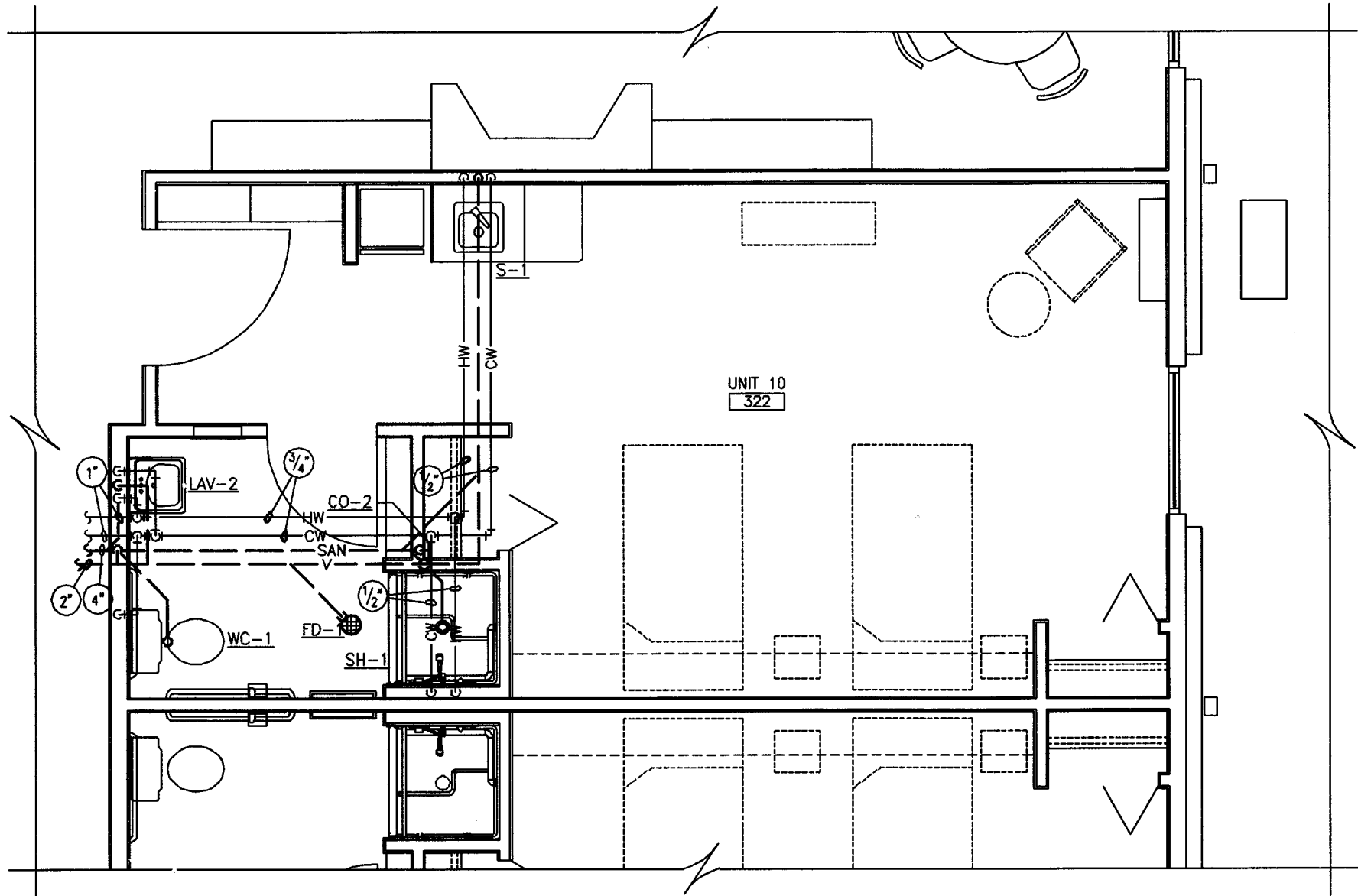
BANBURY WOODS OF MASSILLON SENIOR LIVING CENTER
2550 UNIVERSITY DRIVE SE
MASSILLON, OHIO 44846
ENLARGED PLUMBING UNIT PLANS
COPYRIGHT © 2014 GBC DESIGN, INC.
ALL RIGHTS RESERVED. NO PART OF THIS DOCUMENT MAY BE REPRODUCED OR TRANSMITTED IN ANY FORM OR BY ANY MEANS, ELECTRONIC OR MECHANICAL, WITHOUT PERMISSION IN WRITING FROM GBC DESIGN, INC.

DRAWN BY:
BWK
DATE:
09/25/14
PROJECT NO.
46178
DRAWING NO.
P201

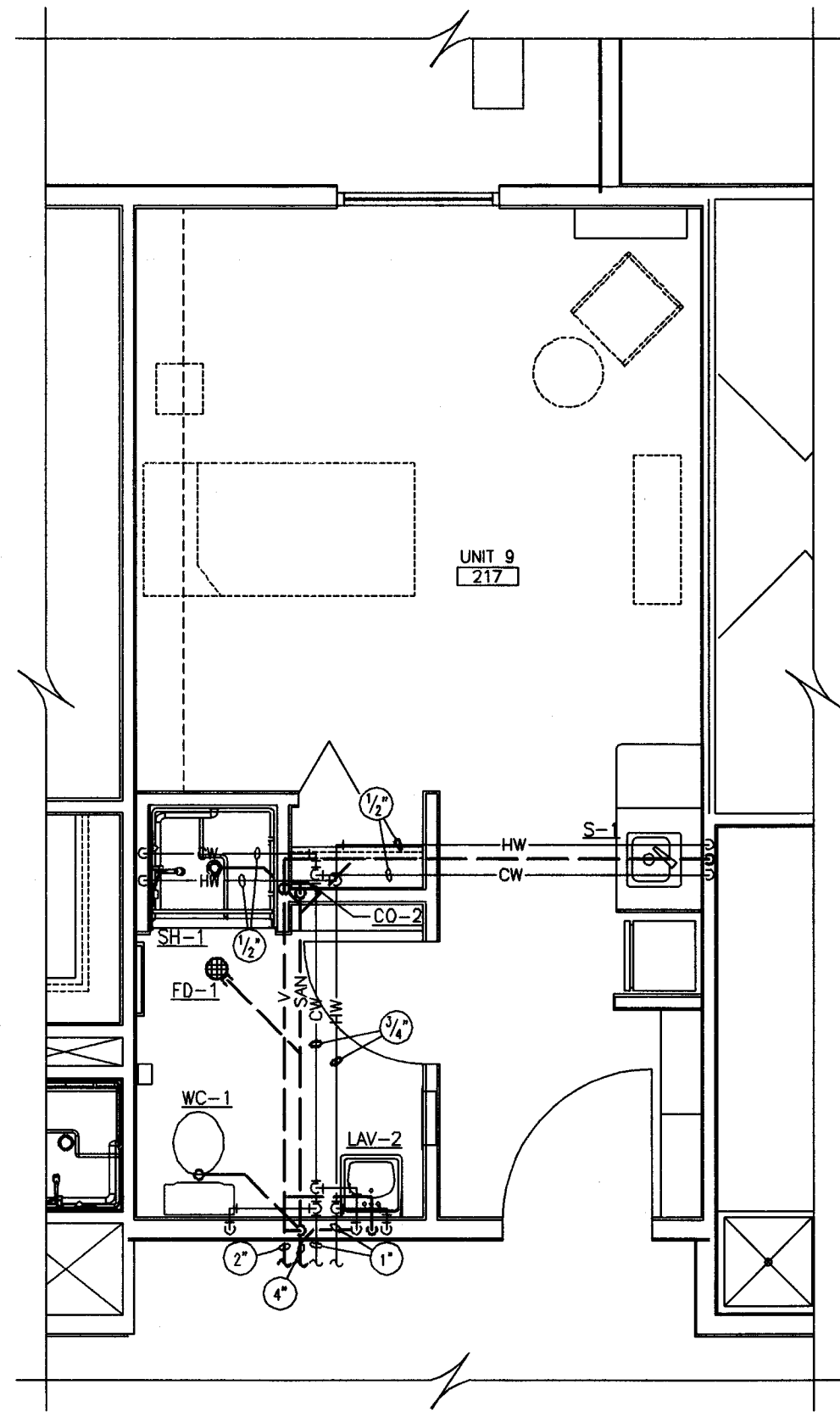
**PRELIMINARY
ISSUED FOR REVIEW**
2014-09-25
BANDWIEN-WILLIAMS-KINDOBOM
CONSULTING ENGINEERS
Bandwien-Williams-Kindobom
Consulting Engineers
3475 Forest Lake Drive, Suite 300
Akron, OH 44385
330.899.9833



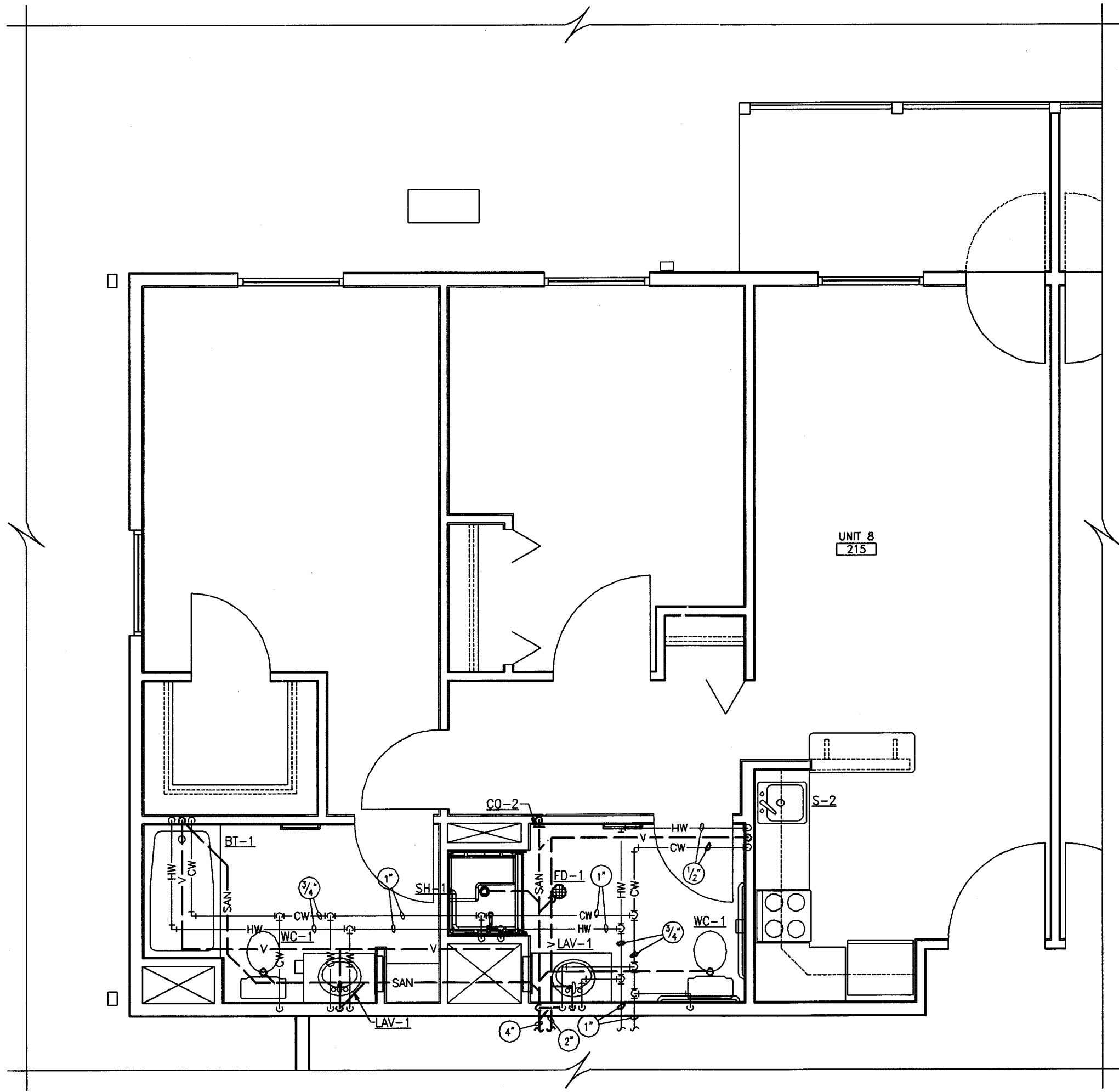
ENLARGED UNIT 11 - PLUMBING
SCALE: 1/4"=1'-0"



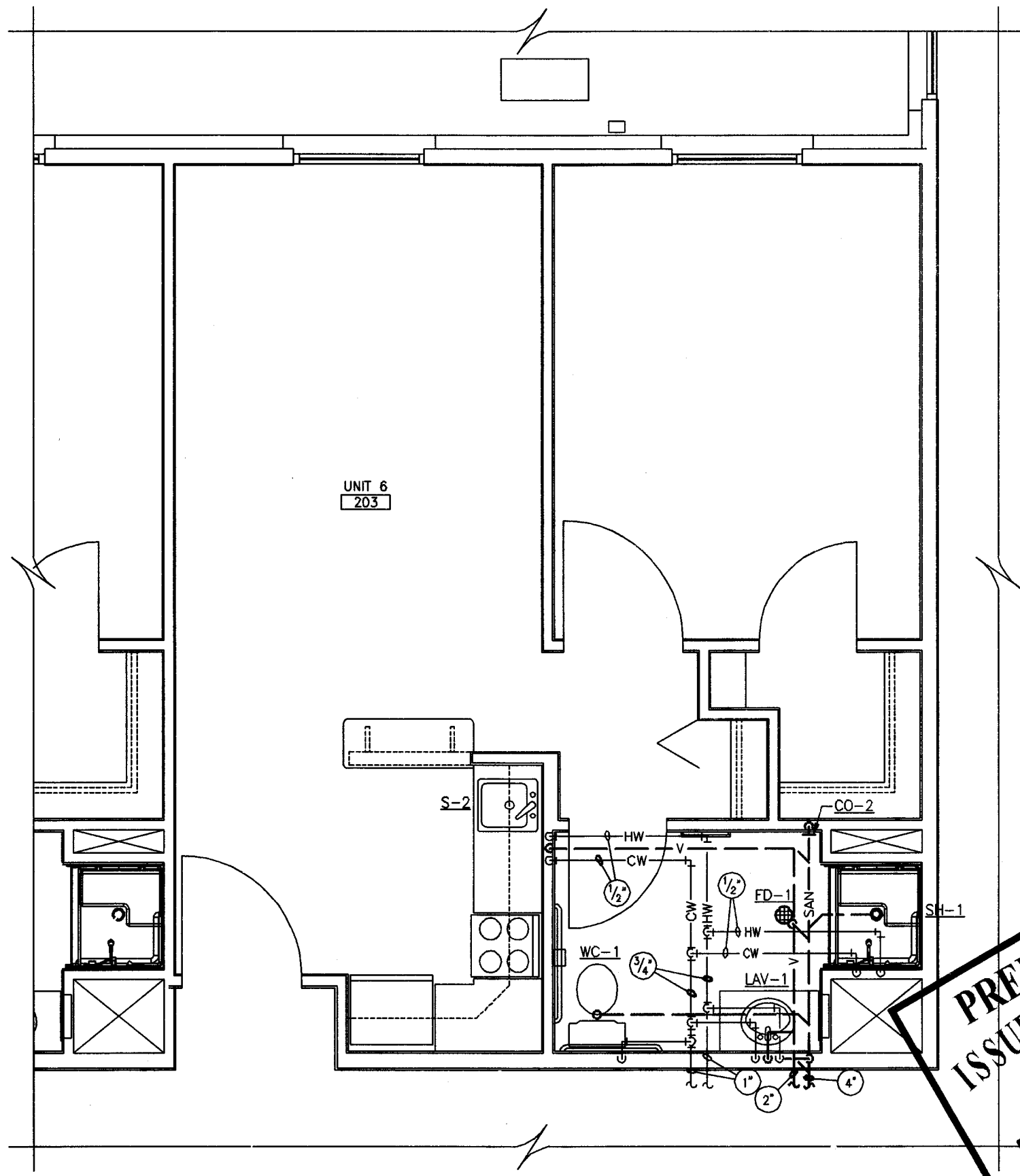
ENLARGED UNIT 10 - PLUMBING
SCALE: 1/4"=1'-0"



ENLARGED UNIT 9 - PLUMBING
SCALE: 1/4"=1'-0"



ENLARGED UNIT 8 - PLUMBING
SCALE: 1/4"=1'-0"



ENLARGED UNIT 6 - PLUMBING
SCALE: 1/4"=1'-0"

- GENERAL NOTES:**
- A. THIN LINES INDICATE BACKGROUND INFORMATION, OR WORK OF OTHER TRADES.
 - B. THICK SOLID LINES INDICATE NEW WORK.
 - C. COORDINATE INSTALLATION OF PIPING WITH HVAC CONTRACTOR.
 - D. FLOOR PLAN IS SHOWN AS A "TYPICAL" ORIENTATION. UNIT ORIENTATION AND UTILITY ENTRY LOCATIONS MAY VARY BASED ON UNIT. SEE SITE PLANS AND CIVIL DRAWINGS FOR BUILDING ORIENTATION AND UTILITY LOCATIONS.

REVISIONS

GBC DESIGN, INC.
565 White Pond Drive Akron, OH 44320-1123
Phone 330-836-0228 Fax 330-836-5783

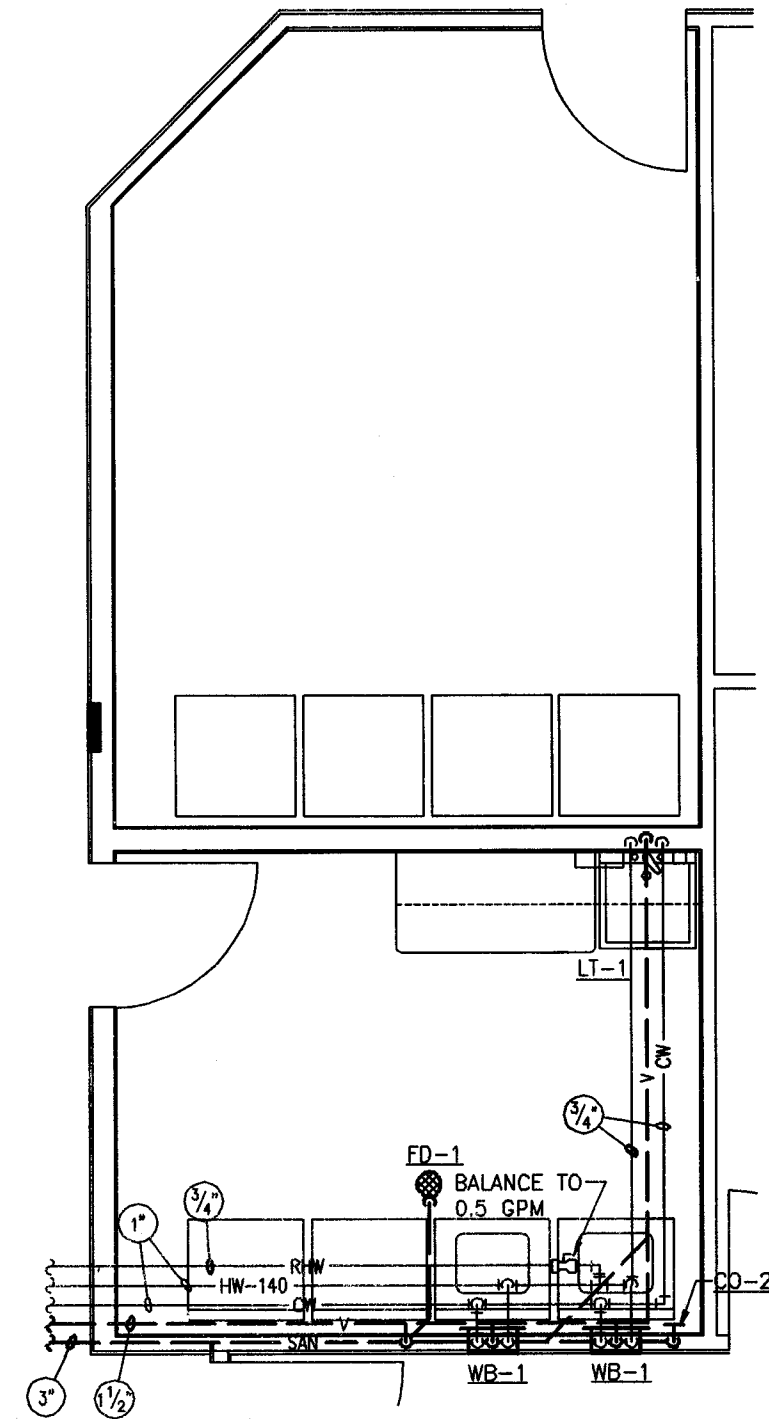
MASSILLON SENIOR LIVING LTD.
1201 SOUTH MAIN STREET, SUITE 100
NORTH CANTON, OH 44720

DANBURY WOODS OF MASSILLON SENIOR LIVING CENTER
2550 UNIVERSITY DRIVE SE
MASSILLON, OHIO 44646
ENLARGED PLUMBING UNIT PLANS
COPYRIGHT © 2014 GBC DESIGN, INC. ALL RIGHTS RESERVED. NO PART OF THIS DOCUMENT IS TO BE REPRODUCED OR TRANSMITTED IN ANY FORM OR BY ANY MEANS, ELECTRONIC OR MECHANICAL, WITHOUT PERMISSION.

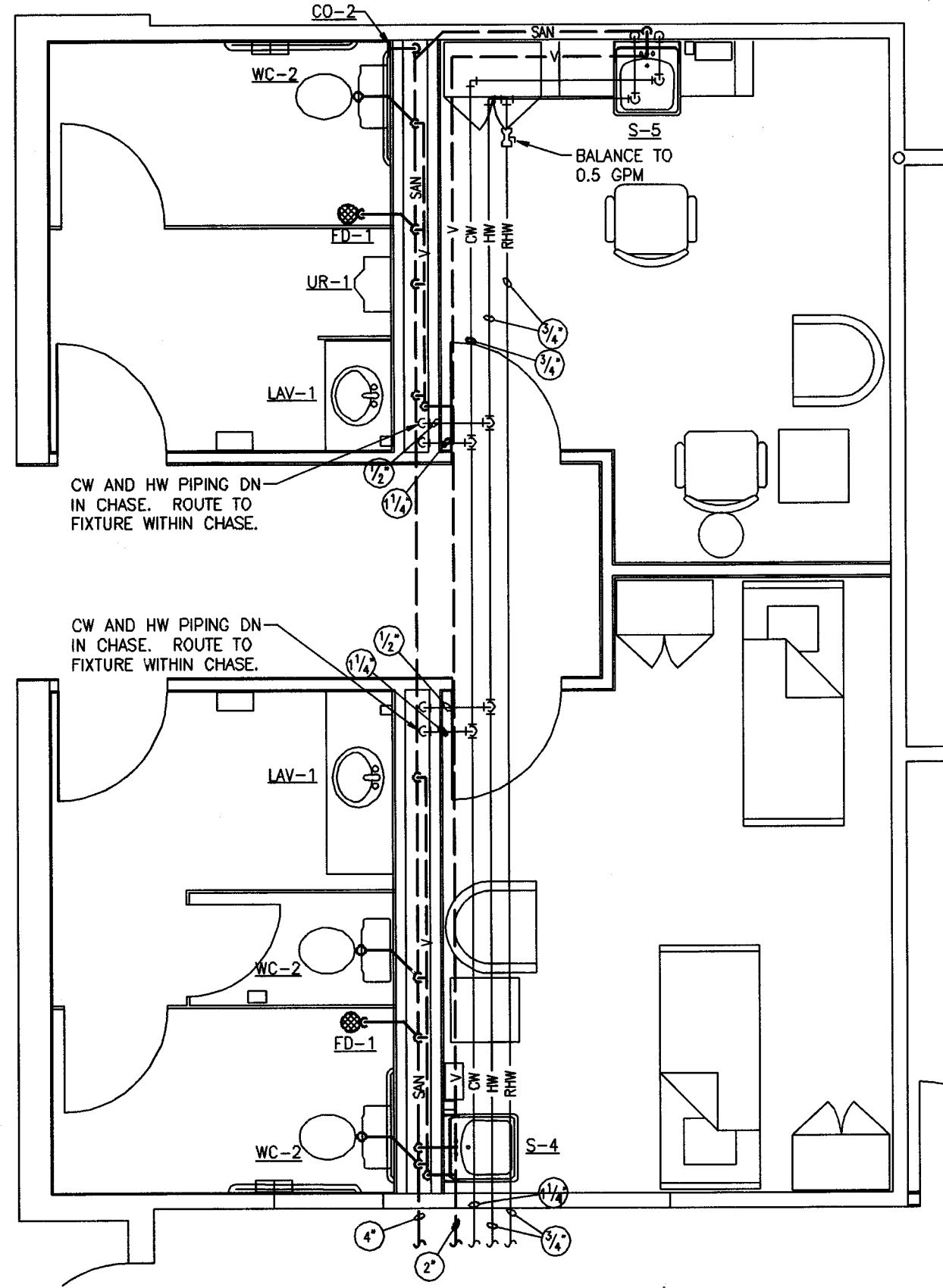
**PRELIMINARY
ISSUED FOR REVIEW**
2014-09-25
BANDWIEN-WILLIAMS-KINDBOM
CONSULTING ENGINEERS

Bandwen-Williams-Kindbom
Consulting Engineers
3475 Forest Lake Drive, Suite 300
Akron, OH 44385
330.899.9633

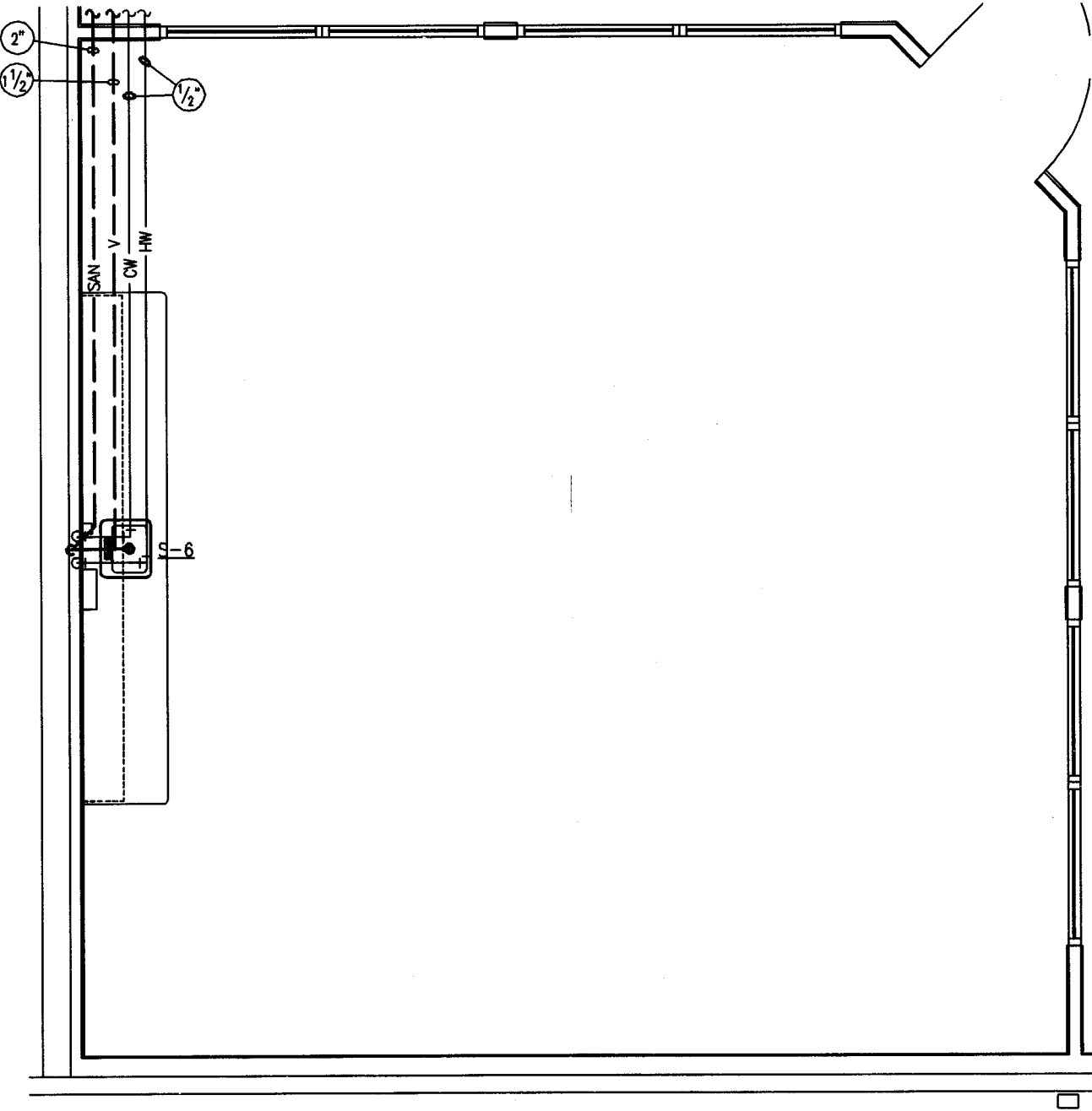
DRAWN BY:
BWK
DATE:
09/25/14
PROJECT NO.
46178
DRAWING NO.
P202



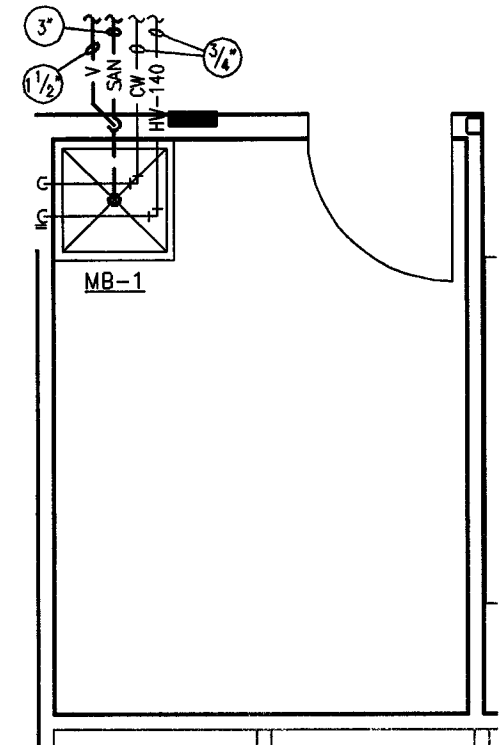
ENLARGED LAUNDRY 238 - PLUMBING
SCALE: 1/4"=1'-0"



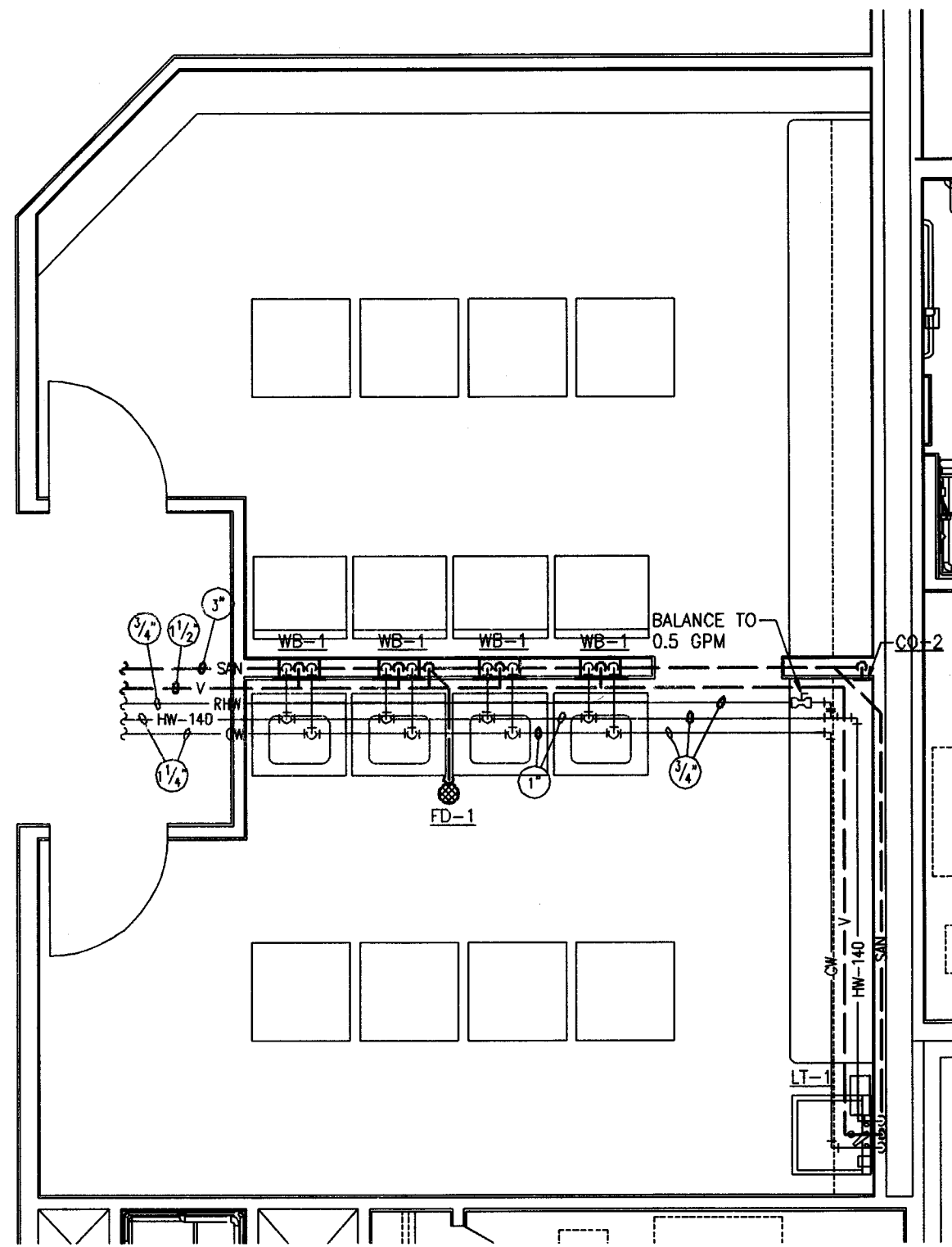
ENLARGED PUBLIC BATHROOM - PLUMBING
SCALE: 1/4"=1'-0"



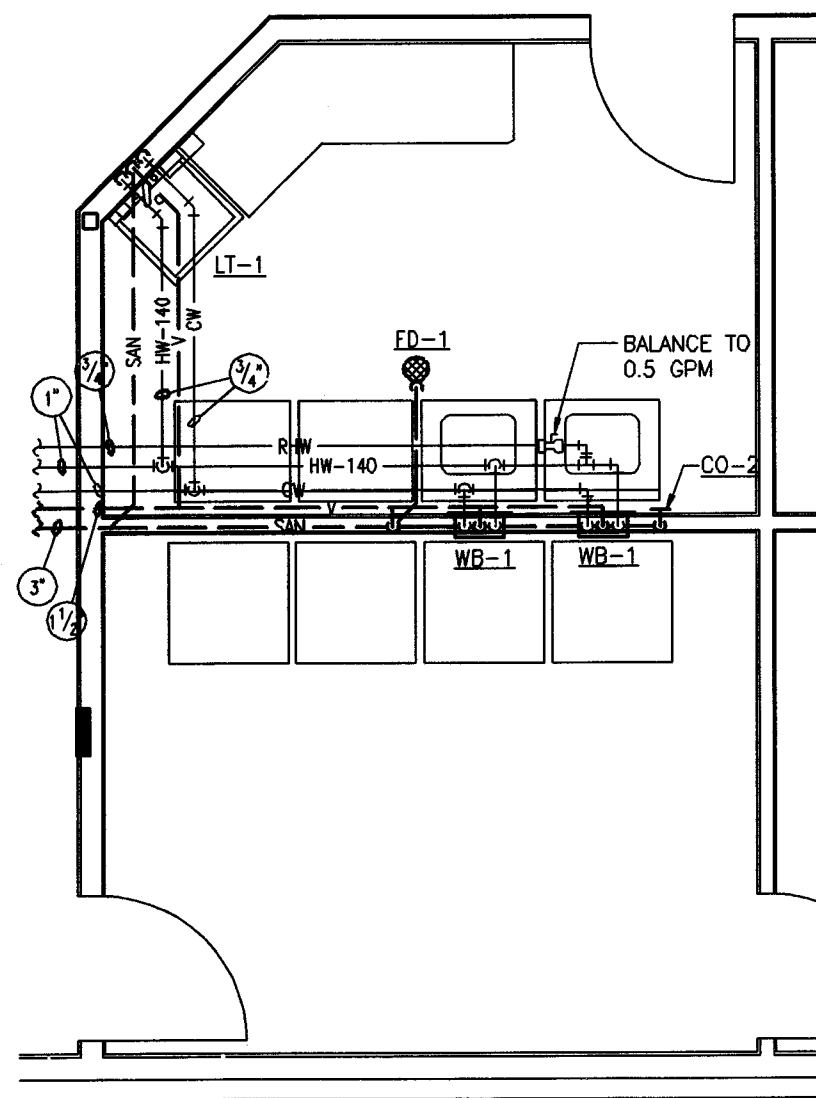
ENLARGED COMMUNITY - PLUMBING
SCALE: 1/4"=1'-0"



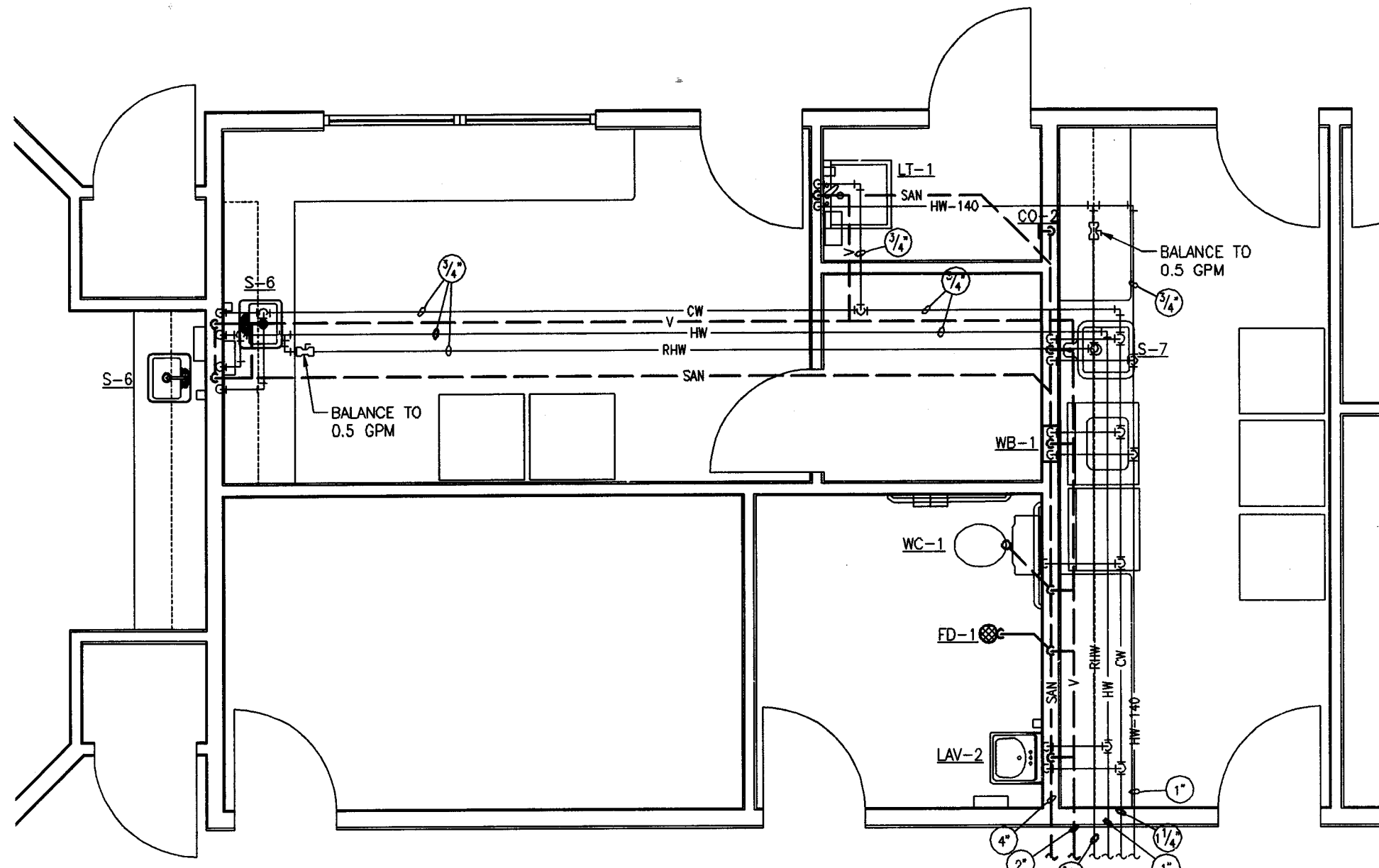
ENLARGED HOUSE KEEPING - PLUMBING
SCALE: 1/4"=1'-0"



ENLARGED LAUNDRY 408 - PLUMBING
SCALE: 1/4"=1'-0"



ENLARGED LAUNDRY 212 - PLUMBING
SCALE: 1/4"=1'-0"



ENLARGED LAUNDRY 342 - PLUMBING
SCALE: 1/4"=1'-0"

- GENERAL NOTES:**
- A. THIN LINES INDICATE BACKGROUND INFORMATION, OR WORK OF OTHER TRADES.
 - B. THICK SOLID LINES INDICATE NEW WORK.
 - C. COORDINATE INSTALLATION OF PIPING WITH HVAC CONTRACTOR.
 - D. FLOOR PLAN IS SHOWN AS A "TYPICAL" ORIENTATION. UNIT ORIENTATION AND UTILITY ENTRY LOCATIONS MAY VARY BASED ON UNIT. SEE SITE PLANS AND CIVIL DRAWINGS FOR BUILDING ORIENTATION AND UTILITY LOCATIONS.

**PRELIMINARY
ISSUED FOR REVIEW**
2014-09-25
BANDWIEN • WILLIAMS • KINDBOM
CONSULTING ENGINEERS

Bandvien-Williams-Kindbom
Consulting Engineers
3475 Forest Lake Drive, Suite 300
Akron, OH 44305
330.899.9633

REVISIONS

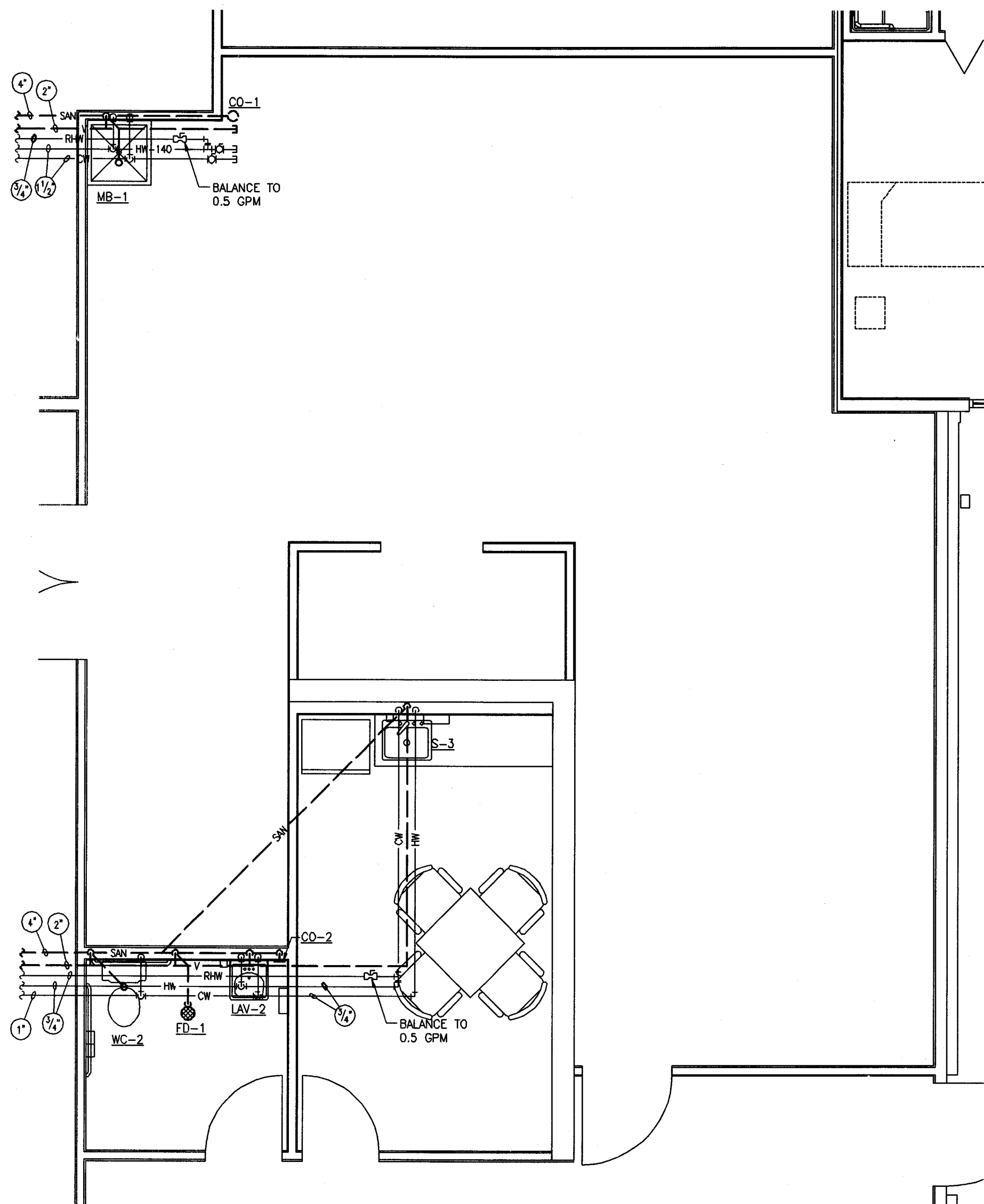
GBC DESIGN, INC.
565 White Pond Drive Akron, OH 44320-1129
Phone 330-896-0228 Fax 330-896-5782

MASSILLON SENIOR LIVING LTD.
1201 SOUTH MAIN STREET, SUITE 100
NORTH CANTON, OH 44720

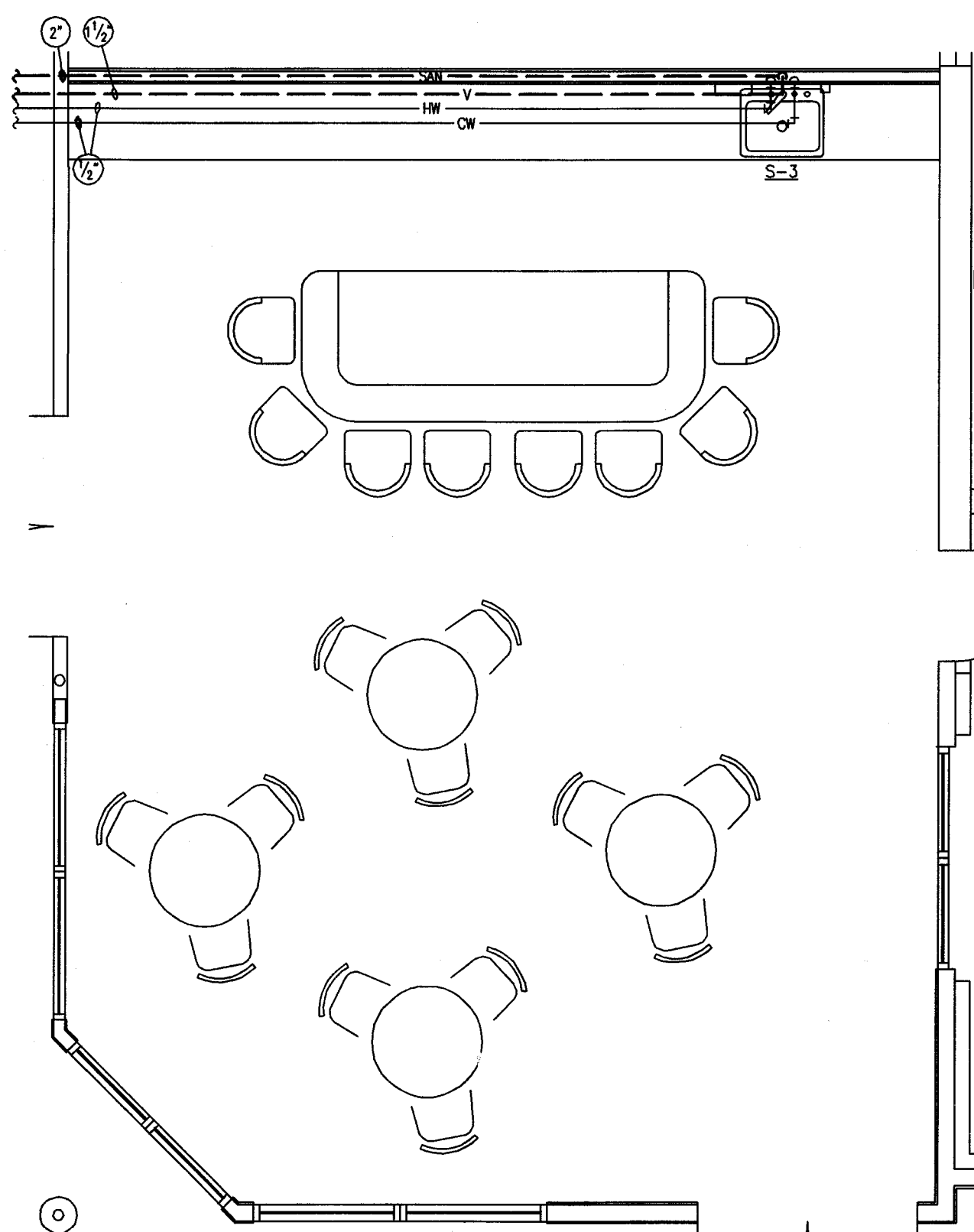
DANBURY WOODS OF MASSILLON SENIOR LIVING CENTER
2550 UNIVERSITY DRIVE SE
MASSILLON, OHIO 44646
ENLARGED PLUMBING PUBLIC AREA PLANS
COPYRIGHT © 2014 GBC DESIGN, INC. ALL RIGHTS RESERVED. NO PART OF THIS DRAWING IS TO BE REPRODUCED OR TRANSMITTED IN ANY FORM OR BY ANY MEANS, ELECTRONIC OR MECHANICAL, WITHOUT PERMISSION.

DRAWN BY:
BWK
DATE:
09/25/14
PROJECT NO.
46178
DRAWING NO.
P203

- A. THIN LINES INDICATE BACKGROUND INFORMATION, OR WORK OF OTHER TRADES.
- B. THICK SOLID LINES INDICATE NEW WORK.
- C. COORDINATE INSTALLATION OF PIPING WITH HVAC CONTRACTOR.
- D. FLOOR PLAN IS SHOWN AS A "TYPICAL" ORIENTATION. UNIT ORIENTATION AND UTILITY ENTRY LOCATIONS MAY VARY BASED ON UNIT. SEE SITE PLANS AND CIVIL DRAWINGS FOR BUILDING ORIENTATION AND UTILITY LOCATIONS.

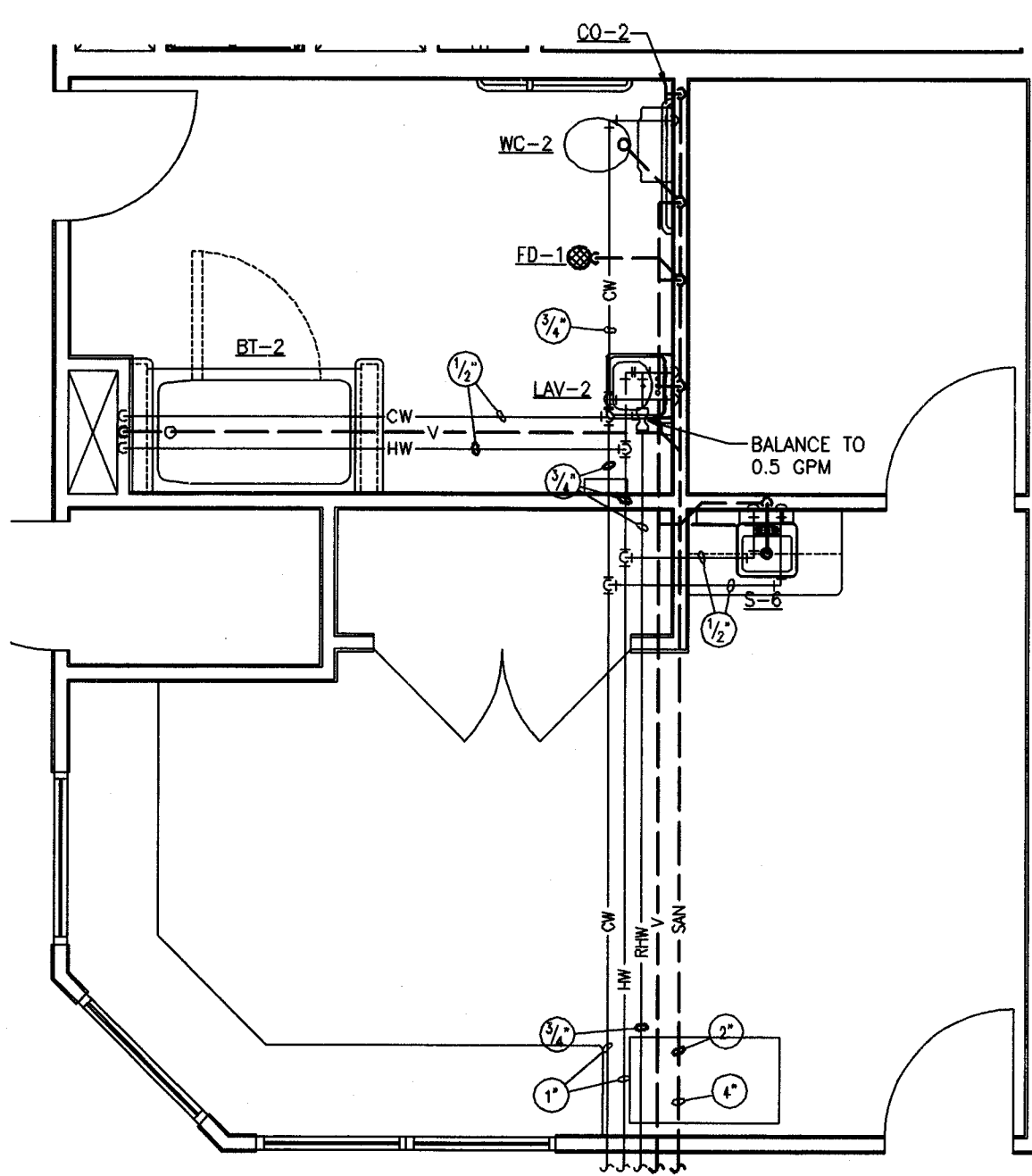


ENLARGED KITCHEN / EMPLOYEE LOUNGE - PLUMBING
SCALE: 1/4"=1'-0"



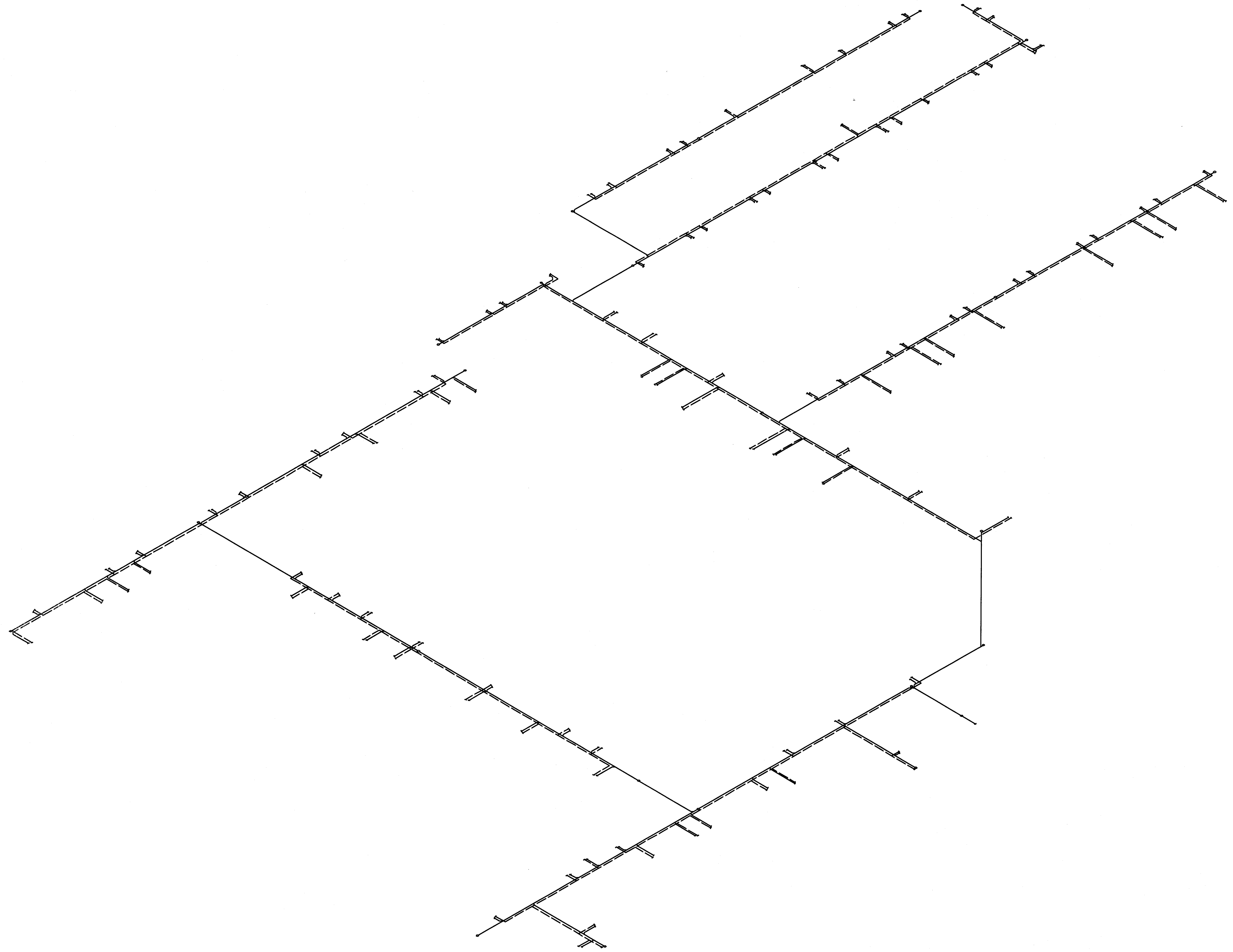
ENLARGED BISTRO - PLUMBING

SCALE: 1/4"=1'-0"



ENLARGED SPA - PLUMBING

PRELIMINARY
ISSUED FOR REVIEW
 2014-09-25
BANDOWEN-WILLIAMS-KINDIGCM
 CONSULTING ENGINEERS



PLUMBING ISOMETRIC

NOT TO SCALE

**PRELIMINARY
ISSUED FOR REVIEW**
2014-09-25
BANDWEN WILLIAMS-KINDBOM
CONSULTING ENGINEERS



3475 Forest Lake Drive, Suite 300
Akron, OH 44385
330.899.8633

DANBURY WOODS OF MASSILLON SENIOR LIVING CENTER
2550 UNIVERSITY DRIVE SE
MASSILLON, OHIO 44646
PLUMBING OVERALL ISOMETRIC
COPYRIGHT © 2014 GBC DESIGN, INC. ALL RIGHTS RESERVED. NO PART OF THIS DOCUMENT MAY BE REPRODUCED OR TRANSMITTED IN ANY FORM OR BY ANY MEANS, ELECTRONIC OR MECHANICAL, WITHOUT PERMISSION.

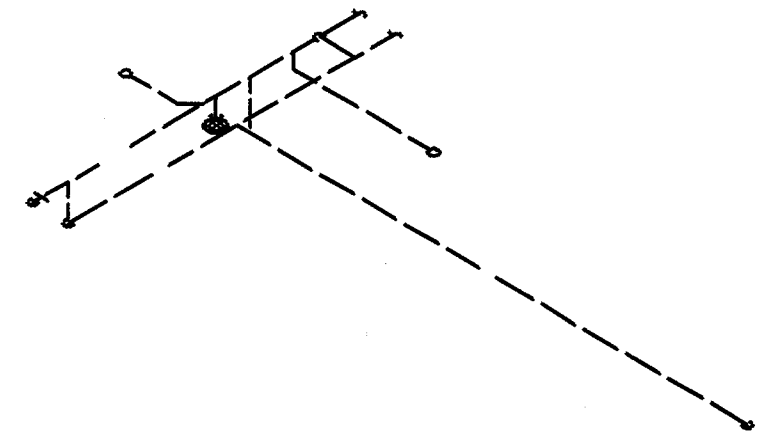
DRAWN BY:
BWK
DATE:
09/25/14
PROJECT NO.
46178
DRAWING NO.

P301

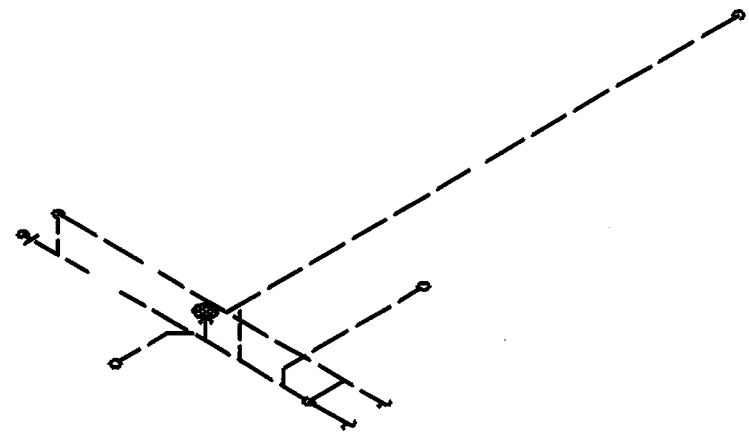
MASSILLON SENIOR LIVING LTD.
1201 SOUTH MAIN STREET, SUITE 100
NORTH CANTON, OH 44720

GBC DESIGN, INC.
565 White Pond Drive Akron, OH 44320-1123
Phone 330-836-0228 Fax 330-836-5782

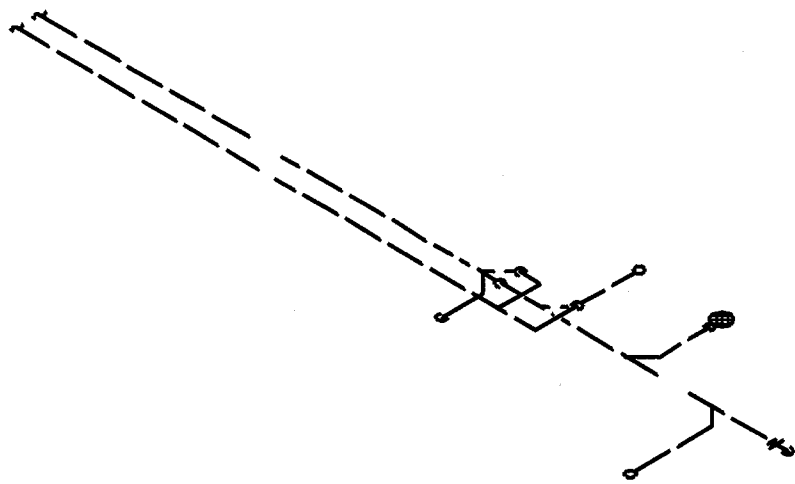
REVISIONS



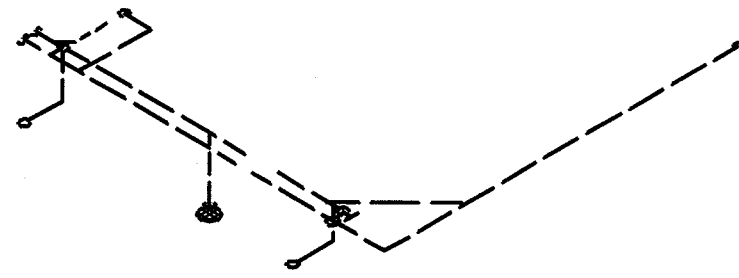
UNIT "4" ISOMETRIC
NOT TO SCALE



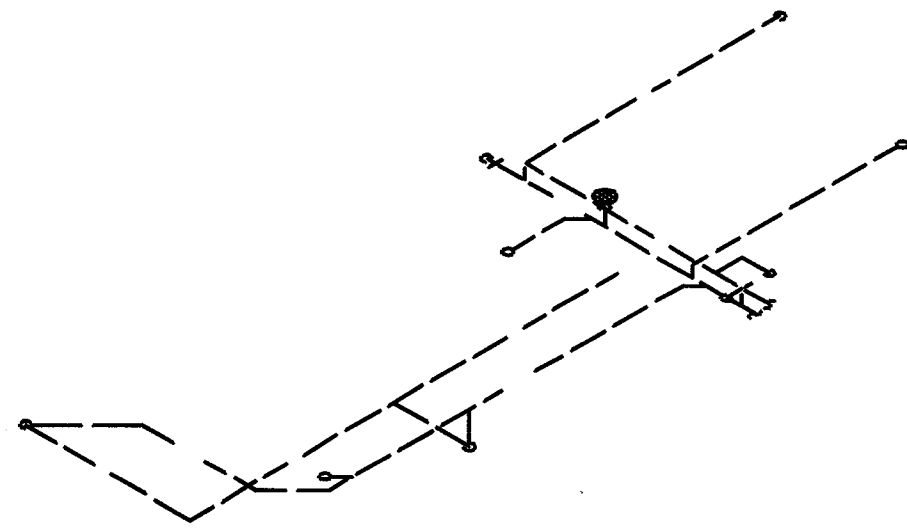
UNIT "3" ISOMETRIC
NOT TO SCALE



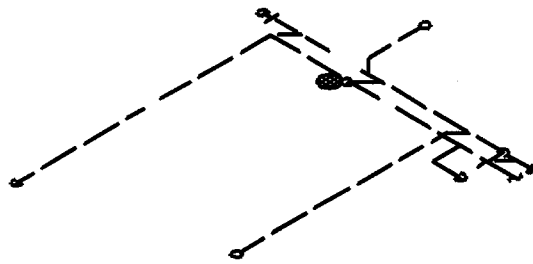
UNIT "2" ISOMETRIC
NOT TO SCALE



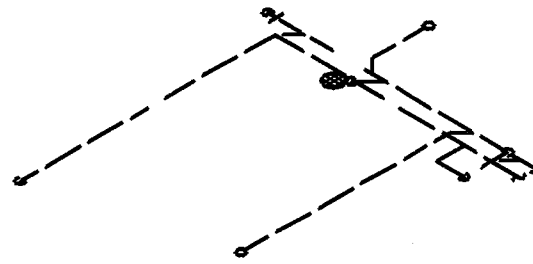
UNIT "1" ISOMETRIC
NOT TO SCALE



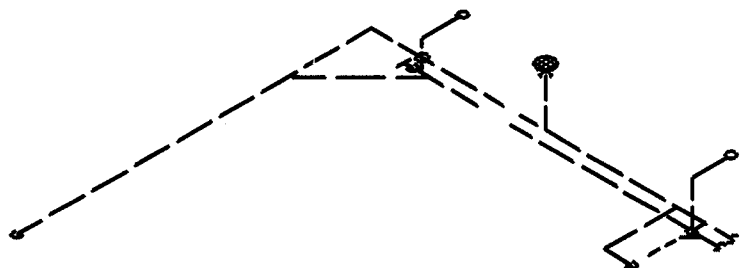
UNIT "8" ISOMETRIC
NOT TO SCALE



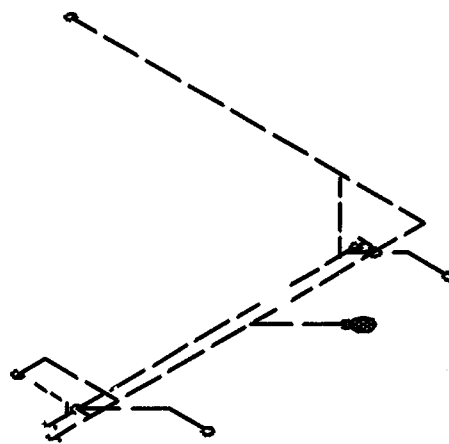
UNIT "6" ISOMETRIC
NOT TO SCALE



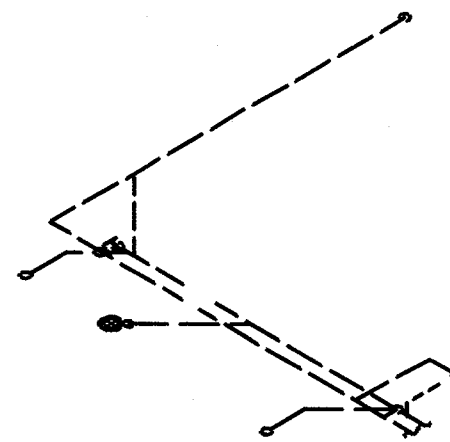
UNIT "5" ISOMETRIC
NOT TO SCALE



UNIT "11" ISOMETRIC
NOT TO SCALE



UNIT "10" ISOMETRIC
NOT TO SCALE



UNIT "9" ISOMETRIC
NOT TO SCALE

GENERAL NOTE:
A. TYPICAL UNIT PLANS ARE SHOWN AS A "TYPICAL" ORIENTATION. UNIT ORIENTATION AND UTILITY ENTRY LOCATIONS MAY VARY BASED ON UNIT. REFER TO SITE PLANS AND CIVIL DRAWINGS FOR BUILDING ORIENTATION AND UTILITY LOCATIONS.

REVISIONS

GBC DESIGN, INC.
565 White Pond Drive Akron, OH 44320-1128
Phone 330-536-0228 Fax 330-536-5782

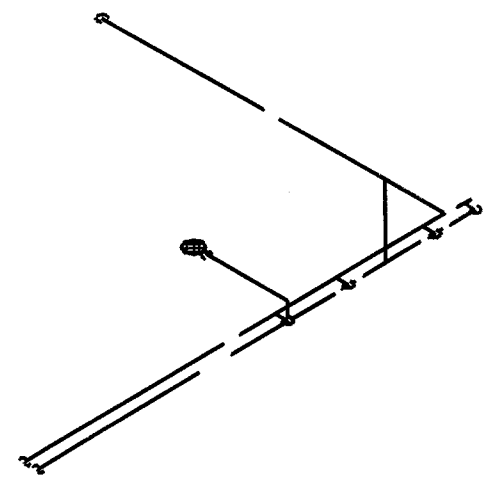
MASSILLON SENIOR LIVING LTD.
1201 SOUTH MAIN STREET, SUITE 100
NORTH CANTON, OH 44720

DANBURY WOODS OF MASSILLON SENIOR LIVING CENTER
2550 UNIVERSITY DRIVE SE
MASSILLON, OHIO 44646
ENLARGED PLUMBING ISOMETRICS
COPYRIGHT © 2014 GBC DESIGN, INC.
ALL RIGHTS RESERVED. NO PART OF THIS DRAWING IS TO BE REPRODUCED OR TRANSMITTED IN ANY FORM OR BY ANY MEANS, ELECTRONIC OR MECHANICAL, WITHOUT PERMISSION IN WRITING FROM GBC DESIGN, INC.

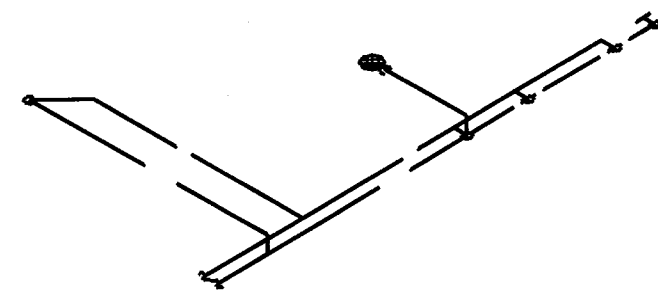
**PRELIMINARY
ISSUED FOR REVIEW**
2014-09-25
BANDWEN-WILLIAMS-KINDBOM
CONSULTING ENGINEERS

Bandwen-Williams-Kindbom
Consulting Engineers
3475 Forest Lake Drive, Suite 300
Akron, OH 44305
330.899.2633

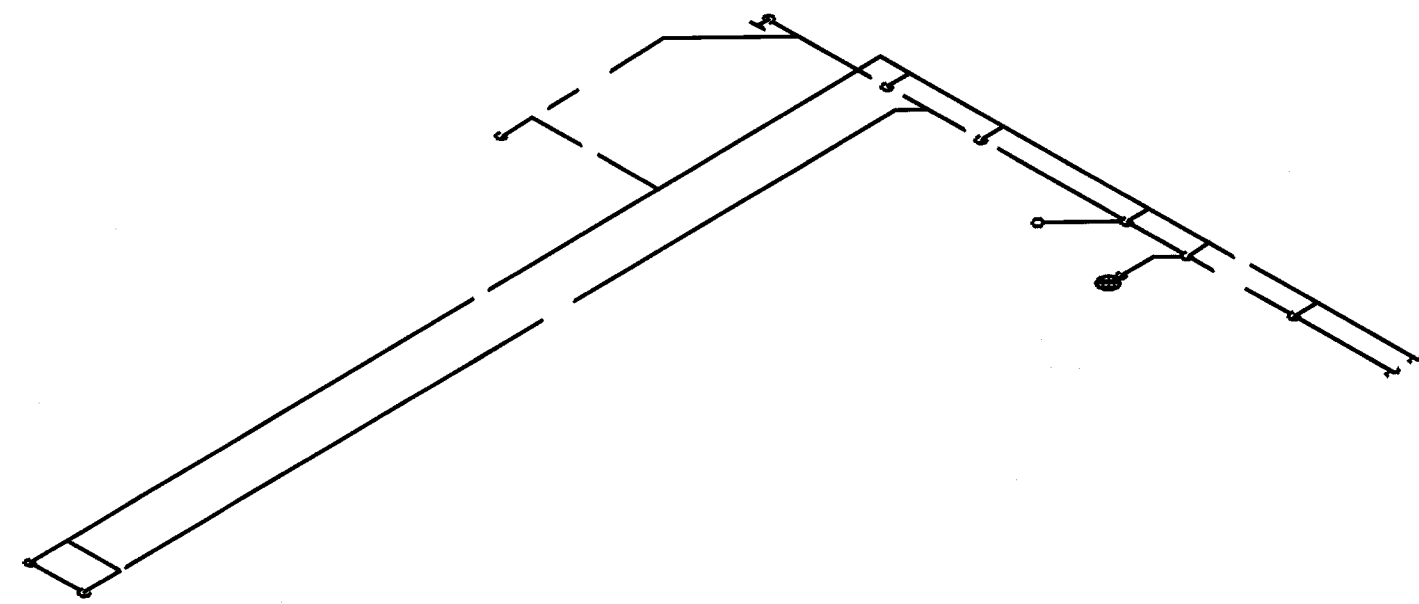
DRAWN BY:
BWK
DATE:
09/25/14
PROJECT NO.
46178
DRAWING NO.
P302



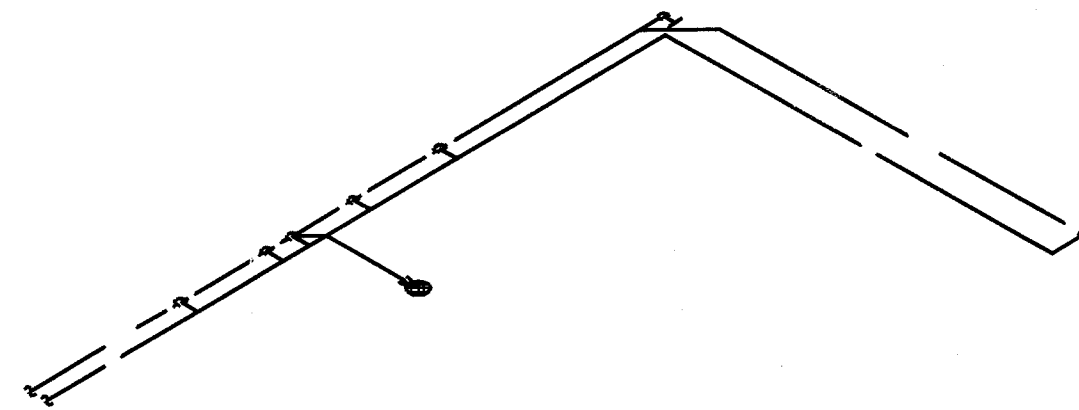
"LAUNDRY 212" ISOMETRIC
NOT TO SCALE



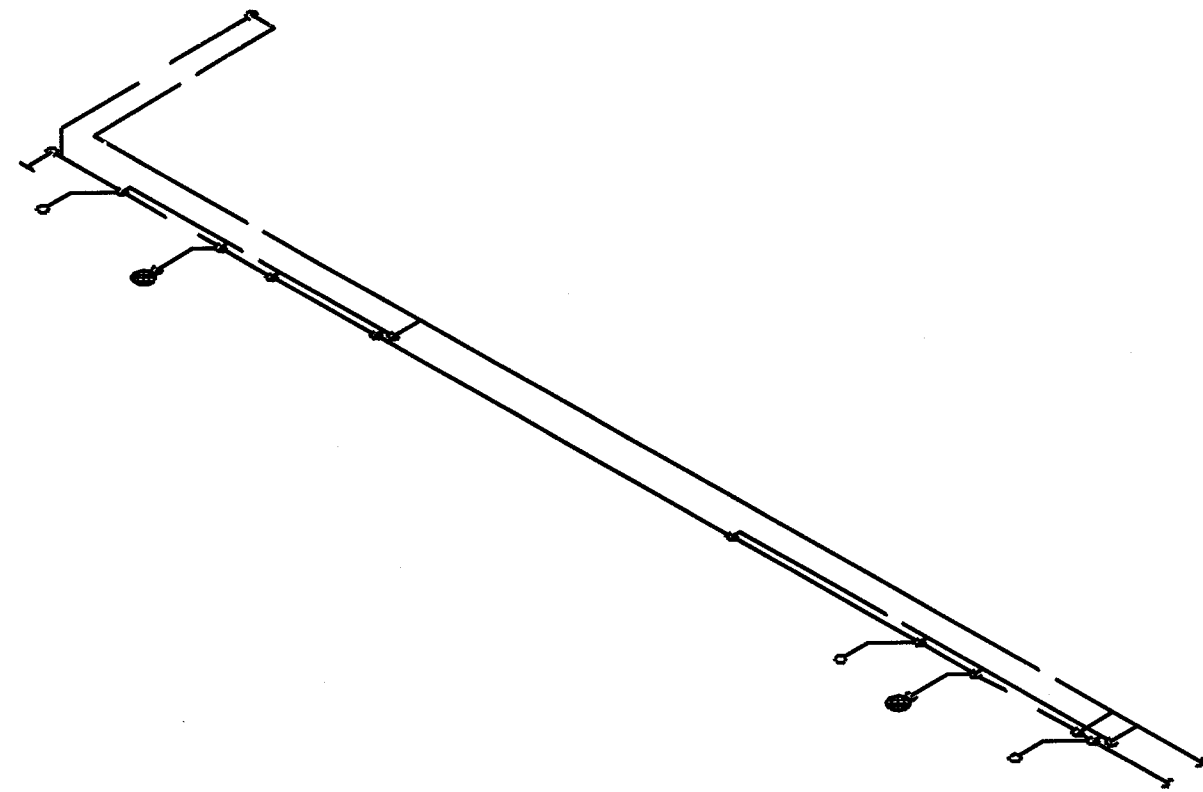
"LAUNDRY 238" ISOMETRIC
NOT TO SCALE



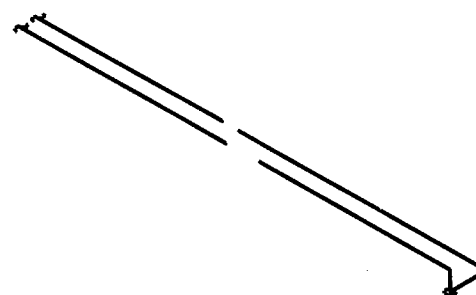
"LAUNDRY 342" ISOMETRIC
NOT TO SCALE



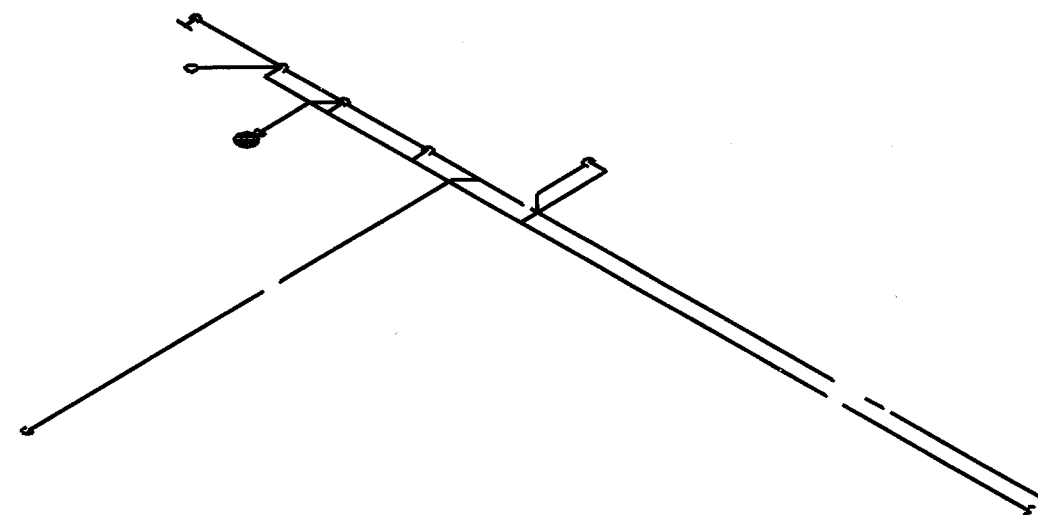
"LAUNDRY 408" ISOMETRIC
NOT TO SCALE



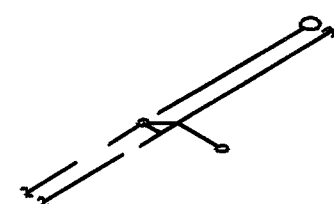
"PUBLIC BATHROOM" ISOMETRIC
NOT TO SCALE



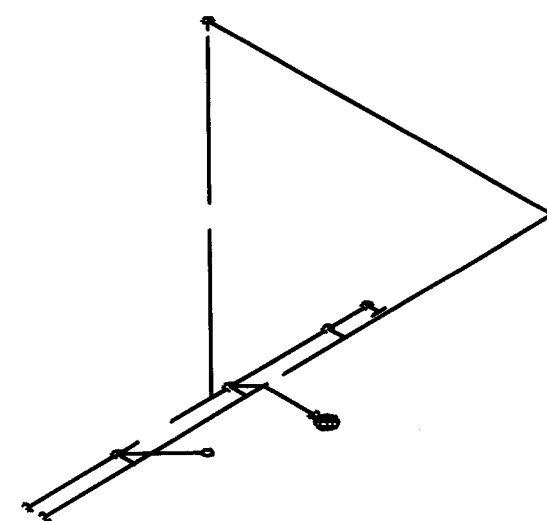
"COMMUNITY" ISOMETRIC
NOT TO SCALE



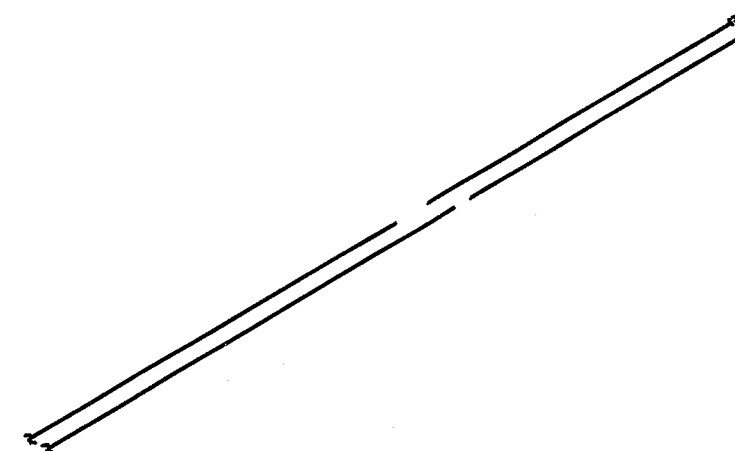
"SPA" ISOMETRIC
NOT TO SCALE



"KITCHEN" ISOMETRIC
NOT TO SCALE



"HOUSE KEEPING" ISOMETRIC
NOT TO SCALE



UNIT "BISTRO" ISOMETRIC
NOT TO SCALE

GENERAL NOTE:
A. TYPICAL UNIT PLANS ARE SHOWN AS A "TYPICAL" ORIENTATION. UNIT ORIENTATION AND UTILITY ENTRY LOCATIONS MAY VARY BASED ON UNIT. REFER TO SITE PLANS AND CIVIL DRAWINGS FOR BUILDING ORIENTATION AND UTILITY LOCATIONS.

REVISIONS

GBC DESIGN, INC.
565 White Pond Drive Akron, OH 44320-1123
Phone 330-836-0228 Fax 330-836-5752

MASSILLON SENIOR LIVING LTD.
1201 SOUTH MAIN STREET, SUITE 100
NORTH CANTON, OH 44720

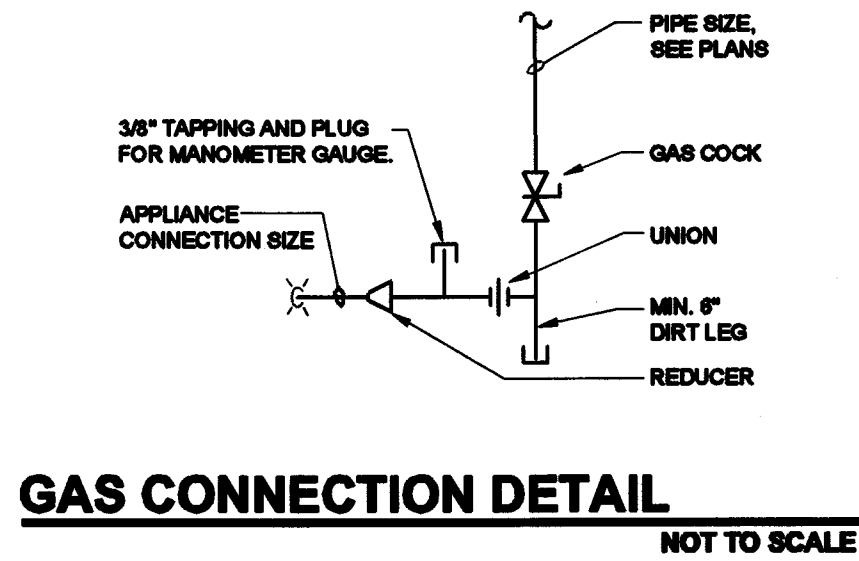
DANBURY WOODS OF MASSILLON SENIOR LIVING CENTER
2550 UNIVERSITY DRIVE SE
MASSILLON, OHIO 44646
ENLARGED PLUMBING ISOMETRICS
COPYRIGHT © 2014 GBC DESIGN, INC.
ALL RIGHTS RESERVED. NO PART OF THIS DOCUMENT MAY BE REPRODUCED OR TRANSMITTED IN ANY FORM OR BY ANY MEANS, ELECTRONIC OR MECHANICAL, WITHOUT PERMISSION IN WRITING FROM GBC DESIGN, INC.

DRAWN BY:
BWK
DATE:
09/25/14
PROJECT NO.
46178
DRAWING NO.

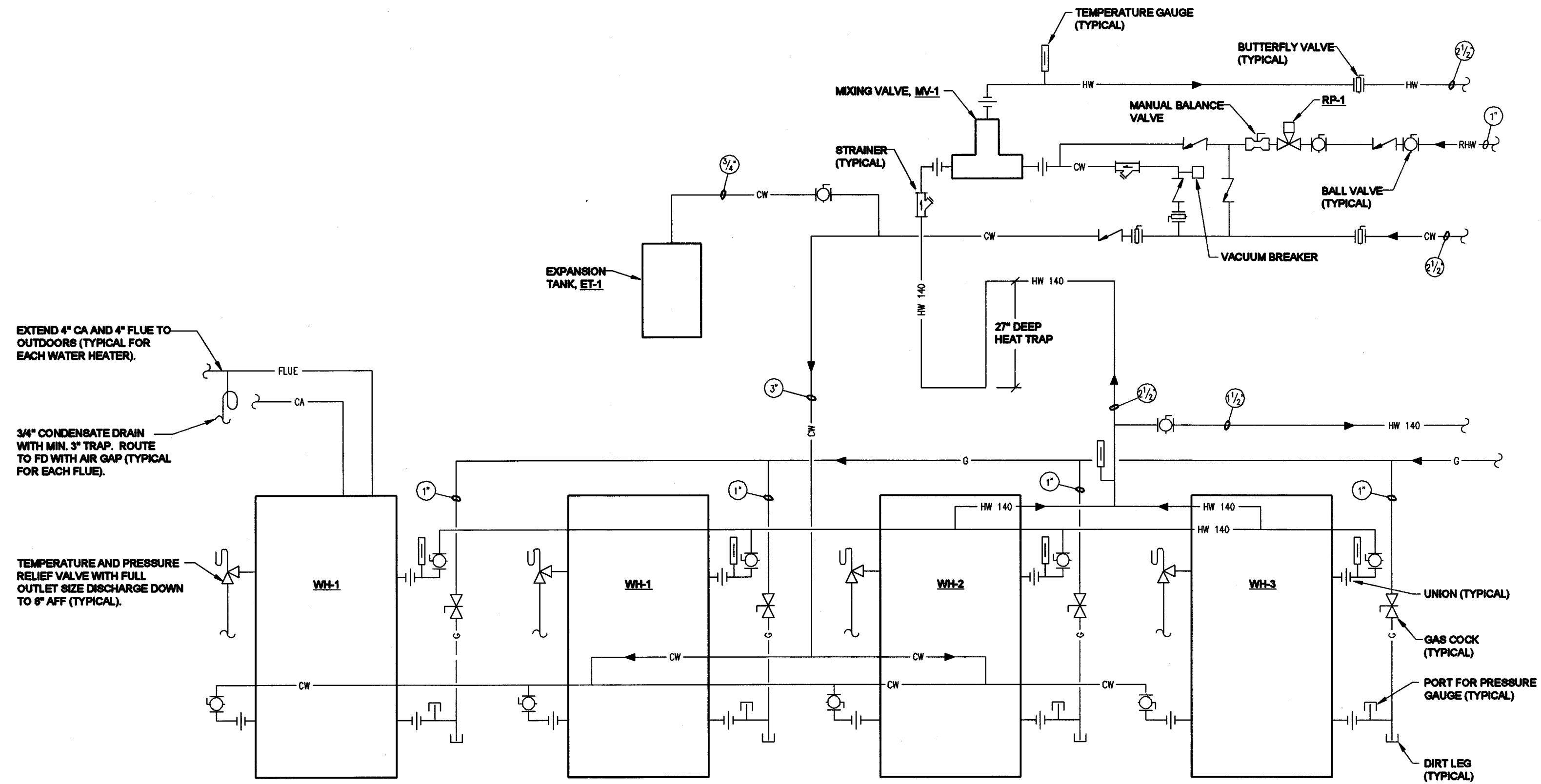
P303

**PRELIMINARY
ISSUED FOR REVIEW**
2014-09-25
BANDWEN-WILLIAMS-KINDBOOM
CONSULTING ENGINEERS

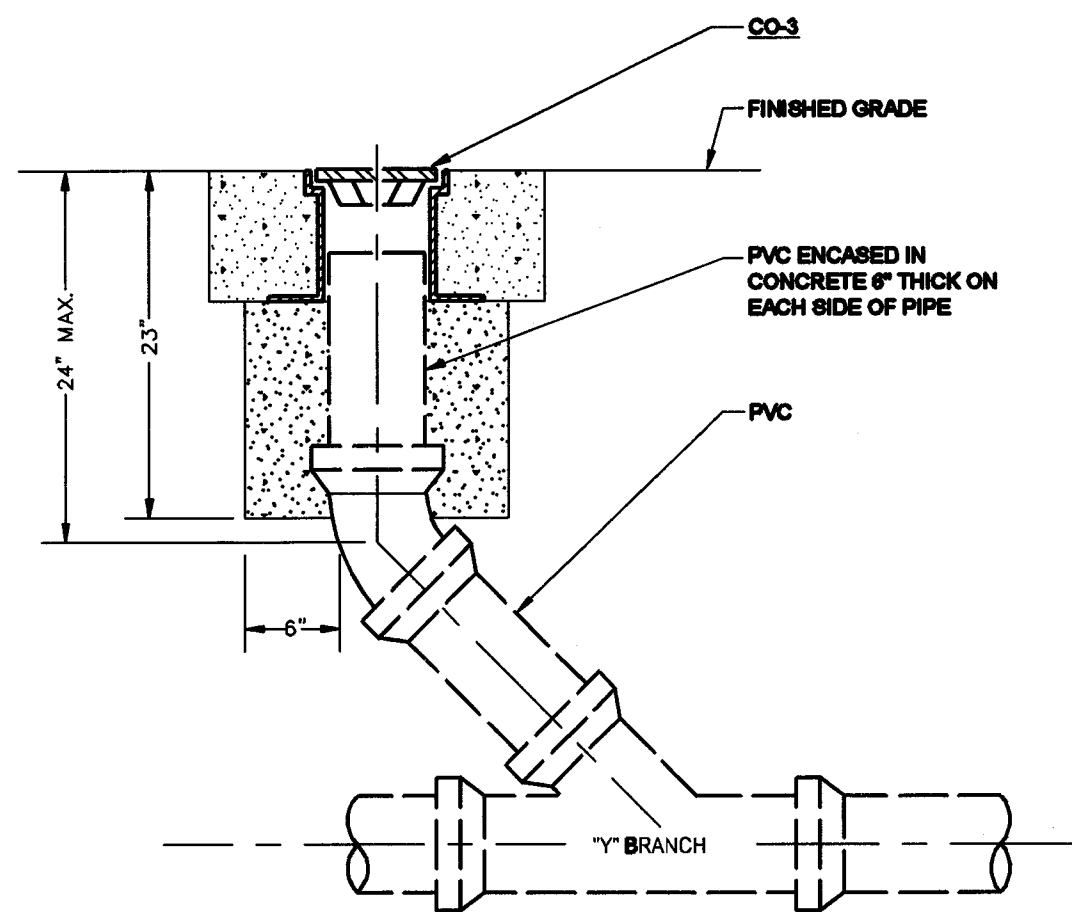
Bandwen-Williams-Kindboom
Consulting Engineers
3475 Forest Lake Drive, Suite 300
Akron, OH 44386
330.869.5633



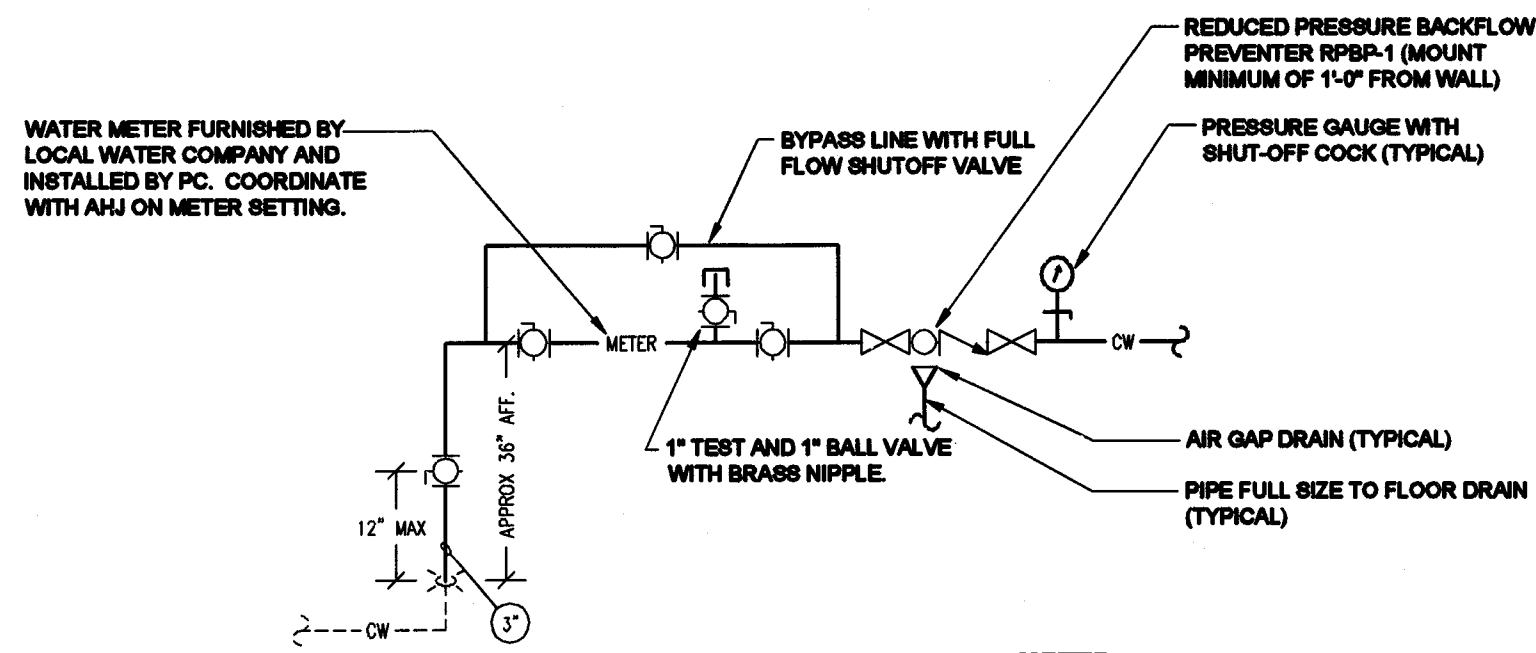
GAS CONNECTION DETAIL
NOT TO SCALE



WATER HEATER PIPING DIAGRAM
NOT TO SCALE



EXTERIOR CLEANOUT DETAIL
NOT TO SCALE



DOMESTIC WATER ENTRY DETAIL
NOT TO SCALE

REDUCED PRESSURE BACKFLOW PREVENTER INSTALLATION REQUIREMENTS
ALL PIPING TO CONFORM TO LOCAL WATER COMPANY STANDARD CONSTRUCTION DRAWINGS AND SPECIFICATIONS.
BYPASSING OF THIS ASSEMBLY IS SPECIFICALLY PROHIBITED.
INSTALLATION OF THIS ASSEMBLY IN VAULTS IS SPECIFICALLY PROHIBITED.
UNIONS PRIOR TO BACKFLOW PREVENTION ASSEMBLIES ARE PROHIBITED.
INSTALLED DIRECTLY AFTER THE METER SETTING AHEAD OF ANY OUTLETS.
INSTALLED SO AS TO BE READILY ACCESSIBLE FOR INSPECTION, TESTING, AND MAINTENANCE.
PROVIDED WITH ADEQUATE SPACE FOR INSPECTION, TESTING, MAINTENANCE, AND DISASSEMBLY.
PROTECTED FROM FREEZING BY INSTALLATION WITHIN A HEATED BUILDING.
MOUNTED IN A HORIZONTAL POSITION WITH ABUTTING SHUT-OFF VALVES, AS SUPPLIED WITH THE ASSEMBLY, THREE FEET ABOVE FINISHED FLOOR.
PROVIDED WITH ADEQUATE DRAINAGE.
INSTALLED SO THAT THERE IS A VISIBLE FREE DISCHARGE FROM THE RELIEF PORT WITH NO EXTENSION PIPING.
INSTALLED AS PER MANUFACTURER'S SPECIFICATIONS. WHERE MANUFACTURER'S SPECIFICATIONS CONFLICT WITH THESE GUIDELINES, THESE GUIDELINES SHALL GOVERN.
BECAUSE OF THEIR DESIGN, BACKFLOW PREVENTION ASSEMBLIES CREATE A CLOSED SYSTEM AND A DETECTABLE PRESSURE LOSS. BECAUSE OF THESE FACTS, THE INSTALLATION MAY ALTER THE HYDRAULICS OF THE INTERNAL PLUMBING SYSTEM. THE OWNER SHOULD CONTACT A MECHANICAL DESIGNER PRIOR TO INSTALLATION.
UPON INSTALLATION, ASSEMBLIES MUST BE TESTED BY A BACKFLOW PREVENTION TESTER CERTIFIED BY THE OHIO DEPARTMENT OF COMMERCE. THE ASSEMBLY MUST BE DISMANTLED, INSPECTED INTERNALLY, CLEANED, AND REPAIRED, IF NECESSARY.

PRELIMINARY
ISSUED FOR REVIEW
2014-0
BANDWEN WILLIAMS-KINDBOM
CONSULTING ENGINEERS
3475 Forest Lake Drive, Suite 300
Akron, OH 44315
330.869.9533

REVISIONS

MASSILLON SENIOR LIVING LTD.
1201 SOUTH MAIN STREET, SUITE 100
NORTH CANTON, OH 44720

DANBURY WOODS OF MASSILLON SENIOR LIVING CENTER
2550 UNIVERSITY DRIVE SE
MASSILLON, OHIO 44646
DRAWN BY: BWK
DATE: 09/25/14
PROJECT NO. 46178
DRAWING NO.

PLUMBING EQUIPMENT SCHEDULE

| MARK | MANUFACTURER | MODEL | DESCRIPTION |
|--------|-----------------|------------|--|
| GT-1 | MAK INDUSTRIES | | 1000 GALLON CAPACITY GREASE INTERCEPTER, REINFORCED PRECAST CONCRETE SHALL HAVE A COMPREHENSIVE STRENGTH OF 4000 PSI AFTER 28 DAYS. CONFIRM FINAL LOCATION WITH SITE / CIVIL. |
| ET-1 | ELBI OF AMERICA | DTS-45 | ASME THERMAL EXPANSION TANK, 150 PSI MAX WORKING PRESSURE, MINIMUM 10 GALLON ACCEPTANCE VOLUME, REMOVABLE HEAVY DUTY BUTYL BLADDER SUITABLE FOR USE WITH POTABLE WATER. |
| IMV-1 | ARMSTRONG | DV-R40R | PROVIDES DIGITAL WATER TEMP CONTROL, ACCURACY, RESISTS ZERO SYSTEM DEMAND, PRIMARY WATER TEMPERATURE CONTROL, IN A CONTINUOUSLY PUMPED HOT WATER SYSTEM ELEMENTS. |
| RP-1 | BELL & GOSSETT | NBR-12ULW | RECIRCULATING PUMP, BRONZE CONSTRUCTION FOR DOMESTIC WATER, ONE PIECE DYNAMICALLY BALANCE IMPELLER, 3/4" SWIRL CONNECTIONS, CERAMIC SHAFT, CARBON BEARINGS, POLYPROPYLENE IMPELLER, 3.0 GPM, 10 FT. HD., 225 DEG. F. MAXIMUM TEMPERATURE RATING, 150 PSI PRESSURE RATING, 55 WATTS, 0.48 FLA, 2800 RPM, 115V/1PH. |
| RPBR-1 | FEBCO | LF860 | 3" REDUCED PRESSURE BACKFLOW PREVENTER ASSEMBLY, BRONZE CONSTRUCTION, TWO INDEPENDENT CHECK VALVES WITH AN INTERMEDIATE RELIEF VALVE AND GATE VALVE ISOLATION VALVES, STRAINER, TEST COCKS AND MODEL 601 AIR GAP DRAIN FITTING, 150 GPM AT 11 PSI PRESSURE DROP. |
| ST-1 | ZURN | Z1181 | FLUSH WITH FLOOR SOLIDS INTERIOR ACID RESISTANT COATED INTERIOR AND EXTERIOR FABRICATED STEEL, RATED AT 30 GPM FLOW RATE, WITH REMOVABLE ACID RESISTANT COATED FABRICATED STEEL BUCKET WITH PRIMARY AND SECONDARY FLOW DEFUSING INTERCEPTING BRASS SCREENS, AND TOP ACCESS COVER, REGULARLY FURNISHED WITH A LOW INLET AND HIGH OUTLET CONNECTION. |
| WH-1 | LOCHINVAR | SHIELD | GAS-FIRED CONDENSING DOMESTIC WATER HEATER WITH 90 GALLON GLASS LINED STORAGE TANK. |
| WH-2 | | SNV201-100 | IMMERSION OPERATING THERMOSTATS, TEMPERATURE AND PRESSURE RELIEF VALVE, DRAIN VALVE, SPARK IGNITION, DIAL TEMPERATURE AND PRESSURE GAUGES, MODULATING BURNER, 5:1 TURNDOWN, WATER HEATER SHALL BE ASME RATED AND PROVIDE 96% THERMAL EFFICIENCY AND INSULATED PER ASHRAE 90.1 STANDARDS. ELECTRICAL CONNECTIONS 2.0 AMPS, 110 VOLT, 60 HZ. |
| WH-3 | | | NATURAL GAS INPUT, 199,999 BTU, 306 GAL. FIRST HOUR, 233 GPH @ 100°F RISE. |
| WH-4 | | | |

PLUMBING SYMBOL SCHEDULE

| SYMBOL | DESCRIPTION | SYMBOL | DESCRIPTION |
|--------|---|--------|---|
| CW | DOMESTIC COLD WATER: CVC PLASTIC PIPE WITH SOLVENT CEMENT FACTORY FORMED FITTINGS AND 1" FIBERGLASS INSULATION WITH ALL SERVICE JACKET. | | BALL VALVE: BRONZE BODY, TWO PIECE, FULL PORT, LEVER HANDLE BALL VALVES WITH TEFLOON SEATS, CHROME PLATED BRASS BALL, BRASS STEM AND SOLDER ENDS. 600 PSI WOG. |
| HW | DOMESTIC HOT WATER: CVC PLASTIC PIPE WITH SOLVENT CEMENT FACTORY FORMED FITTINGS AND 1" FIBERGLASS INSULATION WITH ALL SERVICE JACKET. | | CHECK VALVE: 2" AND SMALLER SHALL BE BRONZE BODY, SWING TYPE DESIGN WITH BRONZE DISC, STAINLESS STEEL LEVER AND SOLDER ENDS. 200 PSI WOG. |
| RHW | RECIRCULATED DOMESTIC HOT WATER: CVC PLASTIC PIPE WITH SOLVENT CEMENT FACTORY FORMED FITTINGS AND 1" FIBERGLASS INSULATION WITH ALL SERVICE JACKET. | | DUAL CHECK VALVE: WATTS SERIES 7 BRONZE BODY DUAL CHECK VALVE WITH FLOW DIRECTION INDICATOR, VALVE TO BE CAPABLE OF INSTALLATION IN THE VERTICAL OR HORIZONTAL DIRECTION AND SIZED TO MATCH PIPE LINE SIZE. |
| 140 HW | 140 DEG. DOMESTIC HOT WATER: CVC PLASTIC PIPE WITH SOLVENT CEMENT FACTORY FORMED FITTINGS AND 1" FIBERGLASS INSULATION WITH ALL SERVICE JACKET. | | BALANCING VALVE (MANUAL): MANUAL BALANCING VALVES SHALL BE BRONZE BODY, COMBINATION VENTURI AND BALL VALVE WITH TWO PRESSURE/TEMPERATURE TEST PORTS, MEMORY STOP, INLET UNION CONNECTION AND THREADED ENDS, 400 PSI AT 250°F. ACCEPTABLE MANUFACTURERS: FLOW DESIGN, INC., "ACCUSEITER" OR GRISWOLD CONTROLS "QUICKSET". |
| G | GAS (LOW PRESSURE): 2" AND SMALLER SCHEDULE 40 BLACK STEEL PIPE WITH THREADED JOINTS AND 150 PSIG MALLEABLE IRON SCREW TYPE FITTINGS. 2-1/2" AND LARGER SCHEDULE 40 BLACK STEEL WITH FACTORY FORMED WELDING FITTINGS. | | GAS COCK: 2" AND SMALLER SHALL BE WRENCH-OPERATED, RECTANGULAR PORT, CYLINDRICAL LUBRICATED PLUG VALVES WITH CAST IRON BODY, PLUG AND BASEPLATE, THE GASKET, STAINLESS STEEL BASEPLATE SPRING, STEEL SEALANT SCREW AND THREADED ENDS. 200 PSI WOG. U.L. LISTED. |
| GW | GREASE WASTE (BELOW FLOOR OR GRADE): TYPE DWV SCHEDULE 40 PVC PLASTIC PIPE WITH SOLVENT CEMENT FACTORY FORMED FITTINGS. | | STRAINER: Y TYPE, BRONZE BODY WITH BRASS PLUG, #20 MESH STAINLESS STEEL SCREEN AND THREADED ENDS. 200 PSI WOG. |
| SAN | SANITARY SEWER (ABOVE FLOOR OR GRADE, RETURN AIR PLENUM): SERVICE WEIGHT NO HUB CAST IRON PIPE AND FITTINGS WITH STAINLESS STEEL MECHANICAL JOINT COUPLINGS. | | SILL COCK |
| SAN | SANITARY SEWER (ABOVE FLOOR, NON-RETURN AIR PLENUM): TYPE DWV SCHEDULE 40 PVC PLASTIC PIPE WITH SOLVENT CEMENT FACTORY FORMED FITTINGS. | | SANITARY FLOOR DRAIN |
| SAN | SANITARY SEWER (BELOW FLOOR OR GRADE): TYPE DWV SCHEDULE 40 PVC PLASTIC PIPE WITH SOLVENT CEMENT FACTORY FORMED FITTINGS. | | WATER HAMMER ARRESTOR |
| HW | HOT WATER (BELOW FLOOR OR GRADE): TYPE K SOFT COPPER (NO JOINTS PERMITTED) | | WATER METER |
| CW | COLD WATER (BELOW FLOOR OR GRADE): TYPE K SOFT COPPER (NO JOINTS PERMITTED) | | PIPING BRANCH CONNECTION OUT OF BOTTOM |
| V | SANITARY VENT: (ABOVE FLOOR OR GRADE, RETURN AIR PLENUM): SERVICE WEIGHT NO HUB CAST IRON PIPE AND FITTINGS WITH STAINLESS STEEL MECHANICAL JOINT COUPLINGS. | | PIPING BRANCH CONNECTION OUT OF SIDE |
| | SANITARY VENT (ABOVE FLOOR, NON-RETURN AIR PLENUM): TYPE DWV SCHEDULE 40 PVC PLASTIC PIPE WITH SOLVENT CEMENT FACTORY FORMED FITTINGS. | | PIPING BRANCH CONNECTION OUT OF TOP |
| | | | PIPING RISER DOWN |
| | | | PIPING RISER UP |
| | | | PIPING TIE-IN POINT |
| | | | CLEANOUT (FLUSH WITH FLOOR) |
| | | | PIPE SIZE DESIGNATION |

PLUMBING FIXTURE SCHEDULE

| MARK | FIXTURE CONNECTION | SIZE | COMPONENT | MANUFACTURER | MODEL | DESCRIPTION |
|-------|---|----------------------------------|--|--|---|--|
| CO-1 | SANITARY | SEE PLANS | FLUSH WITH FLOOR CLEANOUT | JR SMITH | 4031 | DUCO CAST IRON BODY WITH SCORED SET SECURED NICKEL BRONZE TOP, ABS PLUG, SPEED-SET EXTRA HEAVY OUTLET FOR BELOW FLOOR CONNECTION. |
| CO-2 | SANITARY | SEE PLANS | WALL CLEANOUT | JR SMITH | 4710 | SHALLOW STAINLESS STEEL ROUND COVER PLATE WITH CENTERED SCREW, CLEANOUT PLUG TO BE FURNISHED WITH TAPPING FOR COVER SCREW. |
| CO-3 | SANITARY | SEE PLANS | EXTERIOR CLEANOUT | JR SMITH | 4253 | DUCO CAST IRON BODY WITH ADJUSTABLE SCORED CAST IRON TOP, FREE FLOATING DOUBLE FLANGED HOUSING. |
| BT-1 | COLD WATER HOT WATER SANITARY VENT | 1/2" 1/2" 1-1/2" 1-1/2" | BATH TUB TUB AND SHOWER FAUCET | AQUATIC MOEN | 2603CTH 8388EP15 | 60"x33"x7" ONE PIECE TUB/SHOWER COMBINATION 16" SKIRT. VERIFY LEFT/RIGHT HAND DRAIN. FURNISH WITH GRAB BAR REINFORCEMENT PER ANSI A117.1. PRESSURE-BALANCING MIXING VALVE WITH SINGLE BLADE LEVER HANDLE, TRANSFER VALVE, ADJUSTABLE STOPS, TUB SPOUT, IN-LINE VACUUM BREAKER, WALL CONNECTION AND FLANGE, 1.5 GPM SHOWER HEAD. |
| BT-2 | COLD WATER HOT WATER SANITARY VENT | 1/2" 1/2" 2" 1-1/2" | WALK-IN BATH TUB TUB FAUCET | AMERICAN STANDARD MOEN | 3260.21 1991 | ACRYLIC WALK-IN BATH 32" x 60" x 38", 80 GALLON CAPACITY, VERIFY LEFT/RIGHT DOOR AND DRAIN. FURNISH WITH GRAB BAR, QUICK DRAIN, NECK REST, VERIFY AVAILABLE AIR AND WHIRLPOOL, OPTION TWO LEVER STYLE HANDLE TUB FAUCET TRIM W/ DIVERter VALVE, 7" SPOUT, 2.0 GPM HAND SHOWER, DECK MOUNT. |
| BWC-1 | COLD WATER VENT SANITARY | 1/2" 1-1/2" 1-1/2" | ELECTRIC WATER COOLER | ELKAY | LZ5TBLCL | DOUBLE WALL MOUNTED, HILO BARRIER-FREE WITH 8.0 GPM FLOW CAPACITY, FRONT AND SIDE CONTROLS, AND 3-WIRE CORD AND CAP. 120V POWER OUTLET BY EC (4.0 FLA). COLOR SELECTION BY ARCHITECT. |
| FD-1 | COLD WATER SANITARY | 1/2" 3" | FLOOR DRAIN TRAP SEALER | JR SMITH JR SMITH | 2005-A 2892 | DUCO CAST IRON BODY WITH FLASHING COLLAR, TRAP PRIMER CONNECTION, AND ADJUSTABLE 6" DIAMETER NICKEL BRONZE STRAINER, COORDINATE OUTLET TYPE. ASSE 1072 LISTED, BLOCKS SEWER GAS EMISSIONS, ELASTOMERIC NEOPRENE MATERIAL. |
| FD-2 | COLD WATER SANITARY | 1/2" 4" | FLOOR DRAIN TRAP SEALER | JR SMITH JR SMITH | 2415 2892 | DUCO CAST IRON BODY WITH FLASHING COLLAR, LOCKING DEVICE, TRAP PRIMER CONNECTION, AND SEDIMENT BUCKET. COORDINATE OUTLET TYPE WITH PIPING. ASSE 1072 LISTED, BLOCKS SEWER GAS EMISSIONS, ELASTOMERIC NEOPRENE MATERIAL. |
| FD-3 | SANITARY | 3" | INDIRECT WASTE HUB DRAIN | JR SMITH | 3510 | DUCO CAST IRON BODY WITH FLASHING COLLAR, SQUARE HOLE GRATE AND FUNNEL, 6" DIAMETER NICKEL BRONZE STRAINER, COORDINATE OUTLET TYPE WITH PIPING. |
| FS-1 | SANITARY | 4" | FLOOR SINK | ZURN | Z-1902 | 1/2" GRATE WITH ALUMINUM BUCKET, WHITE INTERIOR FINISH, REMOVABLE SCRAP BASKET WHITE PORCELAIN ON CAST IRON, 10" DEEP SUMP. |
| LAV-1 | COLD WATER HOT WATER SANITARY VENT | 1/2" 1/2" 1-1/2" 1-1/2" | COUNTERTOP LAVATORY FAUCET | KOHLER MOEN | PENNINGTON K-2196-4 8217 | 21" x 18" VITREOUS CHINA WITH 4" OC FAUCET HOLES AND FRONT OVERFLOW. 5" SPOUT, 4" ON CENTER WRIST-BLADE HANDLES, 0.5 GPM AERATOR, FURNISH WITH POP-UP DRAIN IN UNITS AND GRID STRAINER IN PUBLIC RESTROOMS. INSTALL ON ALL EXPOSED TRAPS AND SUPPLIES FOR ADA UNITS ONLY. UNDERCOUNTER WITH ADJUSTMENT CAP, INTERGRAL CHECK VALVES, INTEGRAL STRAINER, AND ASSE 1070 LISTED, LEAD FREE COMPLIANCE. |
| LAV-2 | COLD WATER HOT WATER SANITARY VENT | 1/2" 1/2" 1-1/2" 1-1/2" | WALL MOUNTED LAVATORY FAUCET | KOHLER MOEN | GREENWICH K-2002 8217 | 21" x 18" VITREOUS CHINA WITH 4" OC FAUCET HOLES AND FRONT OVERFLOW. 5" SPOUT, 4" ON CENTER WRIST-BLADE HANDLES, 0.5 GPM AERATOR, FURNISH WITH POP-UP DRAIN IN UNITS AND GRID STRAINER IN PUBLIC RESTROOMS. COORDINATE EXACT FIG. WITH PIPING IN THE FIELD. INSTALL ON ALL EXPOSED TRAPS AND SUPPLIES FOR ADA UNITS ONLY. UNDERCOUNTER WITH ADJUSTMENT CAP, INTERGRAL CHECK VALVES, INTEGRAL STRAINER, AND ASSE 1070 LISTED, LEAD FREE COMPLIANCE. |
| MB-1 | COLD WATER HOT WATER VENT SANITARY | 1/2" 1/2" 1-1/2" 3" | MOP BASIN FAUCET | EL MUSTEE EL MUSTEE EL MUSTEE EL MUSTEE | 63M 63.6A 65.7 67.2424 | 24" x 24" x 10" MOLDED STONE WITH 3" DRAIN SEAL AND REMOVABLE SS STRAINER. CHROME PLATED BRASS WITH STOPS, VACUUM BREAKER, AND PAIL HOOK. 5/8" DIA. 3/4" LONG RUBBER HOSE WITH BRASS COUPLINGS AND WALL PLATE. TWO SS PANELS FOR MOUNTING DIRECTLY ABOVE MOP BASIN. |
| S-1 | COLD WATER HOT WATER SANITARY VENT | 1/2" 1/2" 1-1/2" 1-1/2" | COUNTERTOP SINK FAUCET | ELKAY MOEN | LRA01720 8799 | 17" x 20" x 6.5" SINGLE COMPARTMENT, 18 GAUGE TYPE 304 SS SELF-RIMMING, UNDERCOATED WITH THREE 4" OC FAUCET HOLES, AND OFF-CENTERED REAR DRAIN. 12" HIGH ARC SWIVEL SPOUT, 8" OC WRIST BLADE HANDLES, 1.5 GPM. INSTALL ON ALL EXPOSED TRAPS AND SUPPLIES FOR ADA UNITS ONLY. |
| S-2 | COLD WATER HOT WATER SANITARY VENT | 1/2" 1/2" 1-1/2" 1-1/2" | COUNTERTOP SINK FAUCET | ELKAY MOEN | LRA02022 8799 | 20" x 22" x 6.5" SINGLE COMPARTMENT, 18 GAUGE TYPE 304 SS SELF-RIMMING, UNDERCOATED WITH THREE 4" OC FAUCET HOLES, AND OFF-CENTERED REAR DRAIN. 12" HIGH ARC SWIVEL SPOUT, 8" OC WRIST BLADE HANDLES, 1.5 GPM. INSTALL ON ALL EXPOSED TRAPS AND SUPPLIES FOR ADA UNITS ONLY. |
| S-3 | COLD WATER HOT WATER SANITARY VENT | 1/2" 1/2" 1-1/2" 1-1/2" | COUNTERTOP SINK FAUCET | ELKAY MOEN | LRA02521 8799 | 25" x 21" x 6.5" SINGLE COMPARTMENT, 18 GAUGE TYPE 304 SS SELF-RIMMING, UNDERCOATED WITH THREE 4" OC FAUCET HOLES. 12" HIGH ARC SWIVEL SPOUT, 8" OC WRIST BLADE HANDLES, 1.5 GPM. INSTALL ON ALL EXPOSED TRAPS AND SUPPLIES FOR ADA UNITS ONLY. |
| S-4 | COLD WATER HOT WATER SANITARY VENT | 1/2" 1/2" 1-1/2" 1-1/2" | WALL MOUNTED SINK FAUCET | KOHLER MOEN | K-12636 8217 | 21" x 27" VITREOUS CHINA WITH 4" OC FAUCET HOLES AND FRONT OVERFLOW. 5" SPOUT, 4" ON CENTER WRIST-BLADE HANDLES, 0.5 GPM AERATOR, FURNISH WITH GRID STRAINER. COORDINATE EXACT FIG. WITH PIPING IN THE FIELD. INSTALL ON ALL EXPOSED TRAPS AND SUPPLIES FOR ADA UNITS ONLY. UNDERCOUNTER WITH ADJUSTMENT CAP, INTERGRAL CHECK VALVES, INTEGRAL STRAINER, AND ASSE 1070 LISTED, LEAD FREE COMPLIANCE. |
| S-5 | COLD WATER HOT WATER SANITARY VENT | 1/2" 1/2" 1-1/2" 1-1/2" | SALON SHAMPOO SINK FAUCET | VEECO MOEN | AR-4000 8799 | 22" x 20" x 11" HEAVY DUTY PORCELAIN SHAMPOO BOWL, ASSEMBLY IS FURNISHED WITH FAUCET, SPRAY HOSE WITH DUAL CHECK ASSEMBLY, DRAIN ASSEMBLY, AND MOUNTING HARDWARE. |
| S-6 | COLD WATER HOT WATER SANITARY VENT | 1/2" 1/2" 1-1/2" 1-1/2" | COUNTERTOP SINK FAUCET | ELKAY MOEN | LRA01720 8799 | 17" x 20" x 6.5" SINGLE COMPARTMENT, 18 GAUGE TYPE 304 SS SELF-RIMMING, UNDERCOATED WITH THREE 4" OC FAUCET HOLES, AND OFF-CENTERED REAR DRAIN. 12" HIGH ARC SWIVEL SPOUT, 8" OC WRIST BLADE HANDLES, 1.5 GPM. |
| S-7 | COLD WATER HOT WATER SANITARY VENT | 1" 1/2" 4" 2" | FLOOR MOUNTED SERVICE SINK FLUSH VALVE W/ BEDPAN WASHER & SERVICE SINK FAUCET | ZURN ZURN | Z5420 Z60842AV-BWN | 1-1/2" TOP SPUD, VITREOUS CHINA WITH INTEGRAL FLUSHING RM, FRONT & SIDE SS RM GUARD. 20" RM MOUNTING HEIGHT, 6.5 GPF. 6.5 GPF, CHROME PLATED WITH MANUAL LEVER, BEDPAN WASHER ASSEMBLY, WALL BRACKET, SUPPORT ROD, SIPHON GUARD, VACUUM BREAKER AND MECHANICAL OVERRIDE. SINK FAUCET: 4" WRIST BLADE HANDLES, 6" SPOUT W/ BRACE, CHROME FINISH. |
| | | | WATER HAMMER ARRESTER | J. R. SMITH | HYDROTRON 5010 | STAINLESS STEEL CONSTRUCTION WITH NESTING TYPE BELLOW. |
| SC-1 | COLD WATER | 3/4" | SILL COCK | JOSAM | 71050 | CAST BRONZE NON-FREEZE WALL HYDRANT WITH SATIN FINISH NIKALOX FACE, 3/4" H.P.T. OUTLET, INTEGRAL VACUUM BREAKER, BACKFLOW PREVENTER, PRESSURE RELIEF VALVE, BRONZE CASING, BRONZE OPERATING PARTS CONVERTIBLE INTO SERVICE TOOL. |
| SH-1 | COLD WATER HOT WATER SANITARY VENT | 1/2" 1/2" 2" 1-1/2" | ROLL-IN SHOWER STALL FAUCET | AQUATIC MOEN | 1363BFS 8348EP15 | 38" x 38" x 77" ONE PIECE UNIT, 3/4" SKIRT, NO THRESHOLD, VERIFY LEFT/RIGHT FIXTURE WALL. FURNISH WITH GRAB BARS, FOLD-UP SEAT, SOAP DISH, AND CURTAIN ROD PER ANSI A117.1. PRESSURE-BALANCING MIXING VALVE WITH SINGLE BLADE LEVER HANDLE, TRANSFER VALVE, ADJUSTABLE STOPS, WALL/HAND SHOWER WITH FLEXIBLE METAL HOSE, IN-LINE VACUUM BREAKER, WALL CONNECTION AND FLANGE, 30" SLIDE BAR, 1.5 GPM HAND SHOWER. |
| WB-1 | COLD WATER HOT WATER SANITARY VENT | 1/2" 1/2" 2" 1-1/2" | WALL BOX | GUY GRAY | T200TPVC | PVC RECESSED HOSE BOX WITH HOT AND COLD WATER VALVES WITH 3/4" HOSE CONNECTIONS AND 2" THREADED WASTE CONNECTION. |
| UR-1 | COLD WATER SANITARY VENT | 1" 2" 1-1/2" | URINAL FLUSH VALVE CARRIER | KOHLER KOHLER WAC | BAROON K-4904-ET K-13519 SERIES W-400 | VITREOUS CHINA, 0.5 GPF, WASHOUT, 3/4" TOP INLET SPUD. 0.5 GPF, CHROME PLATED WITH MANUAL LEVER. WALL URINAL SUPPORT WITH ADJUSTABLE TOP SUPPORT PLATE AND WELDED FEET. STAINLESS STEEL CONSTRUCTION WITH NESTING TYPE BELLOW. |
| WC-1 | COLD WATER SANITARY VENT | 1/2" 4" 2" | FLOOR MOUNTED WATER CLOSET SEAT | KOHLER KOHLER | K-3609 K-4774-0 | TANK TYPE VITREOUS CHINA WITH ELONGATED BOWL, LEFT-HAND TRIP LEVER, 1.28 GPF, 16.5" RM MOUNTING HEIGHT. WHITE, CLOSED FRONT WITH COVER. FURNISH IN MEMORY CARE ROOMS ONLY. |
| WC-2 | COLD WATER SANITARY VENT | 1/2" 4" 2" | FLOOR MOUNTED WATER CLOSET SEAT | KOHLER KOHLER | K-3609 K-4731 | TANK TYPE VITREOUS CHINA WITH ELONGATED BOWL, LEFT-HAND TRIP LEVER, 1.28 GPF, 16.5" RM MOUNTING HEIGHT. WHITE, OPEN FRONT. |


REVISIONS
11-20-14

GBC DESIGN, INC.
565 White Pond Drive Akron, OH 44320-1123
Phone 330-536-1225 Fax 330-536-3762

MASSILLON SENIOR LIVING LTD.
1201 SOUTH MAIN STREET, SUITE 100
NORTH CANTON, OH 44720

DANBURY OF MASSILLON SENIOR LIVING CENTER
2550 UNIVERSITY DRIVE SE
MASSILLON, OHIO 44646
COPYRIGHT © 2014 GBC DESIGN, INC.
ALL RIGHTS RESERVED. NO PART OF THIS DOCUMENT MAY BE REPRODUCED OR TRANSMITTED IN ANY FORM OR BY ANY MEANS, ELECTRONIC OR MECHANICAL, INCLUDING PHOTOCOPYING, RECORDING, OR BY ANY INFORMATION STORAGE AND RETRIEVAL SYSTEM.

DRAWN BY:
BWK
DATE:
09/25/14
PROJECT NO.
46178
DRAWING NO.
P501



Bandwen-Williams-Kindborn
Consulting Engineers
3475 Forest Lake Drive, Suite 300
Akron, OH 44365
330.899.9633