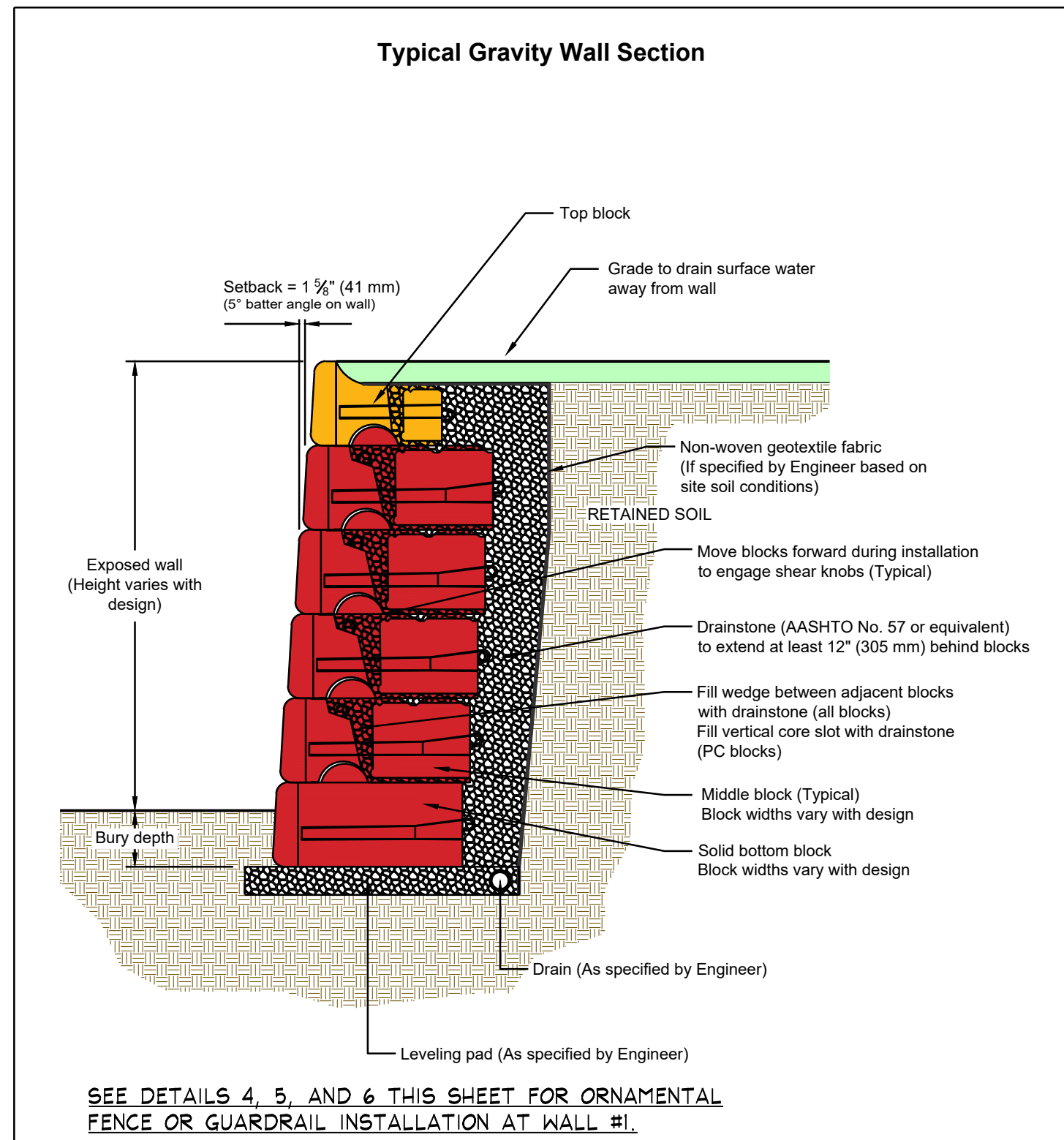


DESIGNED BY	JRJ	TITLE	Sample Plan and Profile Gravity Wall
APPROVED BY	JRJ	DATE	22MAR2016
DATE	22MAR2016	FILE	2 Sample Plan and Profile Gravity Wall 03216.dwg
SHEET	1 of 1		



- NOTES:
- THIS DRAWING IS FOR REFERENCE ONLY. THE CONTRACTOR SHALL ENGINEERED SHOP DRAWINGS SEALED BY AN OHIO P.E. THE FINAL DESIGN MUST RESPOND TO THE ACTUAL SITE CONDITIONS AND SHALL ADDRESS BOTH INTERNAL AND EXTERNAL DRAINAGE.
 - BLOCK SHALL HAVE INTEGRATED COLOR. COLOR SHALL BE SELECTED BY OWNER.
 - BASIS OF DESIGN: PROVIDE A PRECAST CONCRETE BLOCK GRAVITY WALL BY REDI-ROCK OR BY ONE OF THE FOLLOWING MANUFACTURERS:
 - RECON WALL SYSTEMS
 - STONE STRONG SYSTEMS

1 PRECAST CONCRETE GRAVITY WALL
Not to Scale

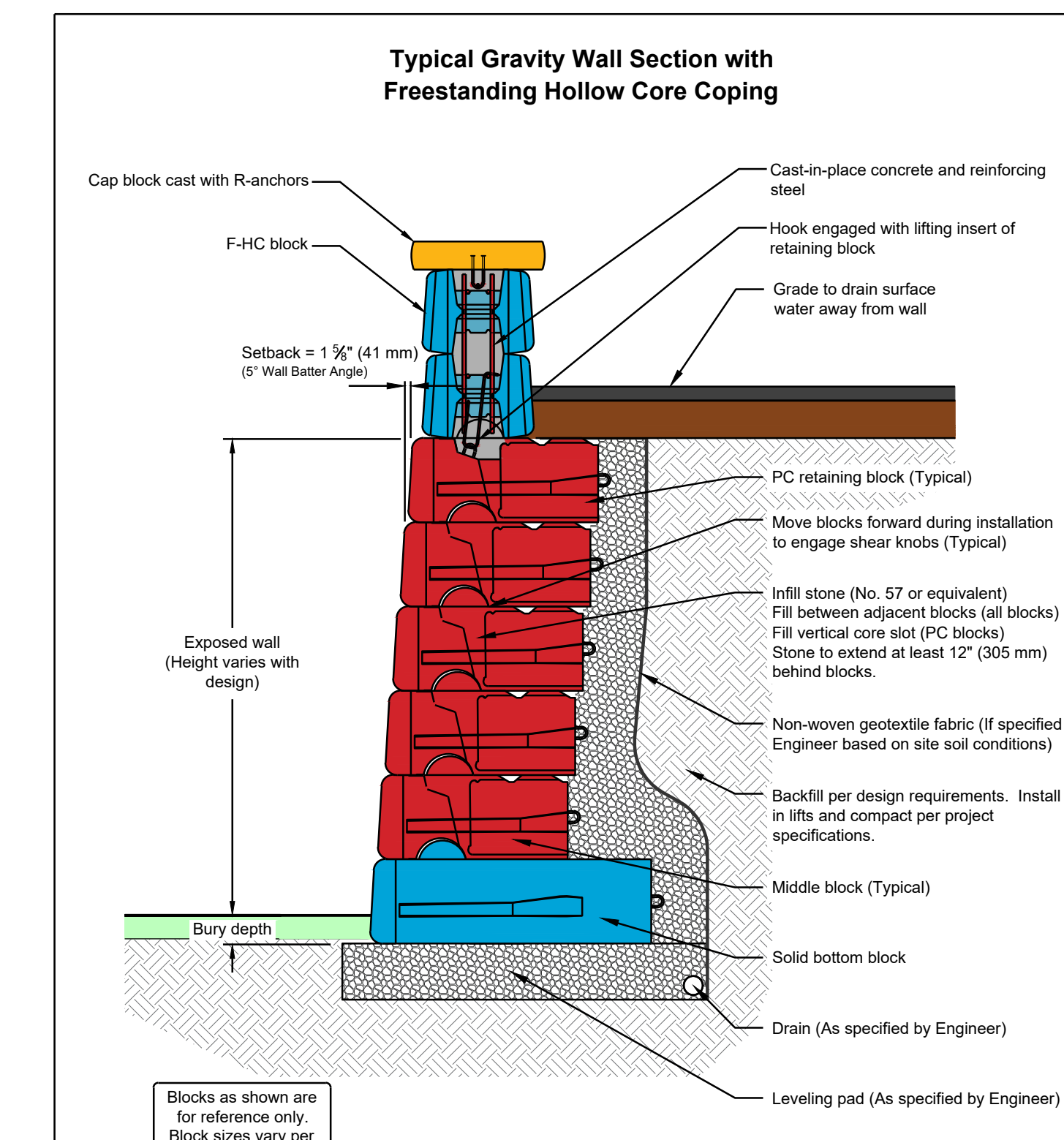


DESIGNED BY	JRJ	TITLE	Typical Gravity Wall Detail
APPROVED BY	JRJ	DATE	17MAR2016
DATE	17MAR2016	FILE	1 Typical Gravity Wall Detail 031716.dwg
SHEET	1 of 1		



- NOTES:
- THIS DRAWING IS FOR REFERENCE ONLY. THE CONTRACTOR SHALL ENGINEERED SHOP DRAWINGS SEALED BY AN OHIO P.E. THE FINAL DESIGN MUST RESPOND TO THE ACTUAL SITE CONDITIONS AND SHALL ADDRESS BOTH INTERNAL AND EXTERNAL DRAINAGE.
 - BLOCK SHALL HAVE INTEGRATED COLOR. COLOR SHALL BE SELECTED BY OWNER.
 - BASIS OF DESIGN: PROVIDE A PRECAST CONCRETE BLOCK GRAVITY WALL BY REDI-ROCK OR BY ONE OF THE FOLLOWING MANUFACTURERS:
 - RECON WALL SYSTEMS
 - STONE STRONG SYSTEMS

2 SECTION WALL #1, 2, AND 3
Not to Scale

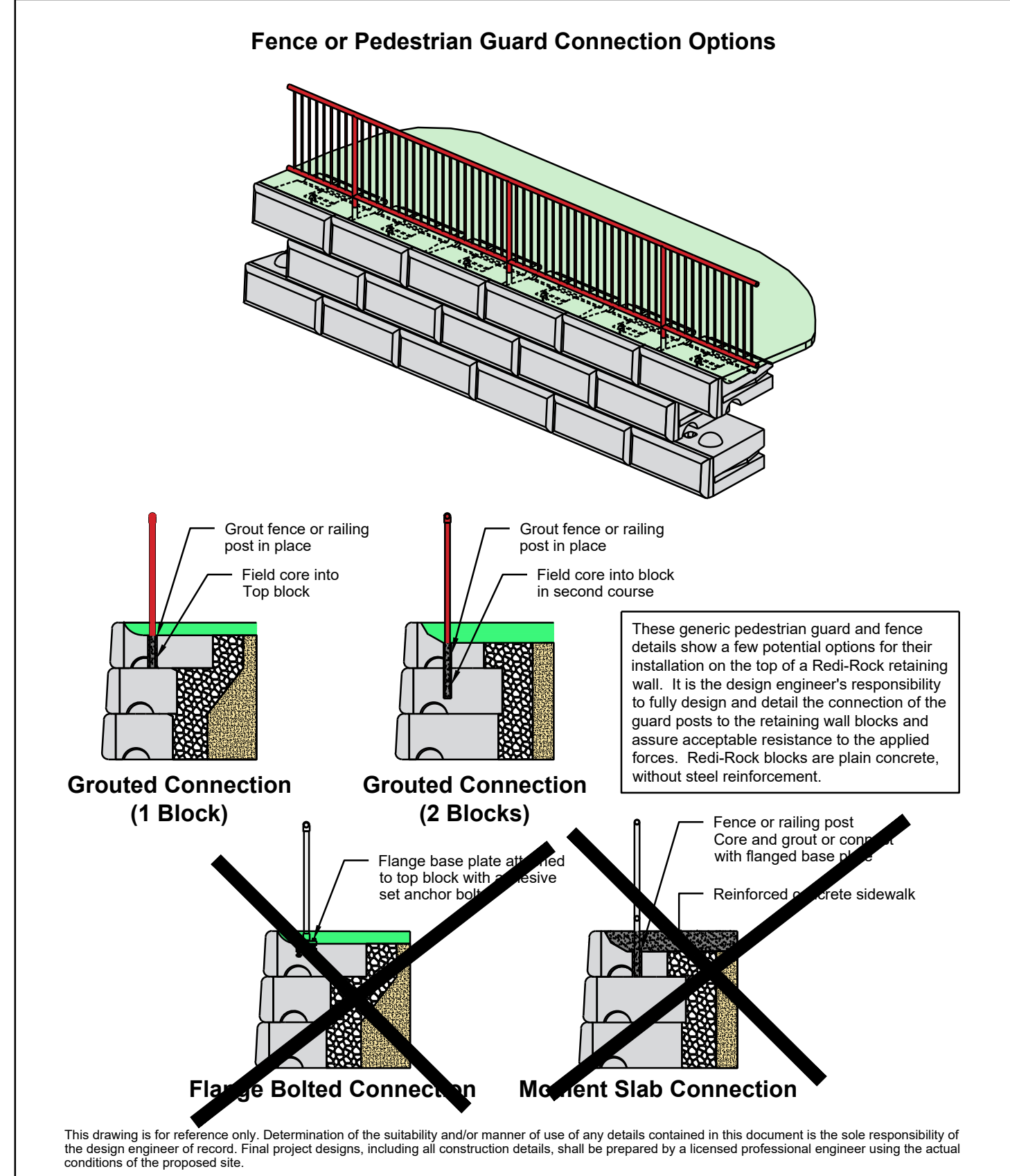


DESIGNED BY	NWL	TITLE	Typical Gravity Wall Detail
APPROVED BY	JRJ	DATE	31MAY2016
DATE	31MAY2016	FILE	Typical-Gravity-Wall-with-F-HC-Section.dwg
SHEET	1 of 1		



- NOTES:
- THIS DRAWING IS FOR REFERENCE ONLY. THE CONTRACTOR SHALL ENGINEERED SHOP DRAWINGS SEALED BY AN OHIO P.E. THE FINAL DESIGN MUST RESPOND TO THE ACTUAL SITE CONDITIONS AND SHALL ADDRESS BOTH INTERNAL AND EXTERNAL DRAINAGE.
 - BLOCK SHALL HAVE INTEGRATED COLOR. COLOR SHALL BE SELECTED BY OWNER.
 - BASIS OF DESIGN: PROVIDE A PRECAST CONCRETE BLOCK GRAVITY WALL BY REDI-ROCK OR BY ONE OF THE FOLLOWING MANUFACTURERS:
 - RECON WALL SYSTEMS
 - STONE STRONG SYSTEMS

3 SECTION WALL #4
Not to Scale

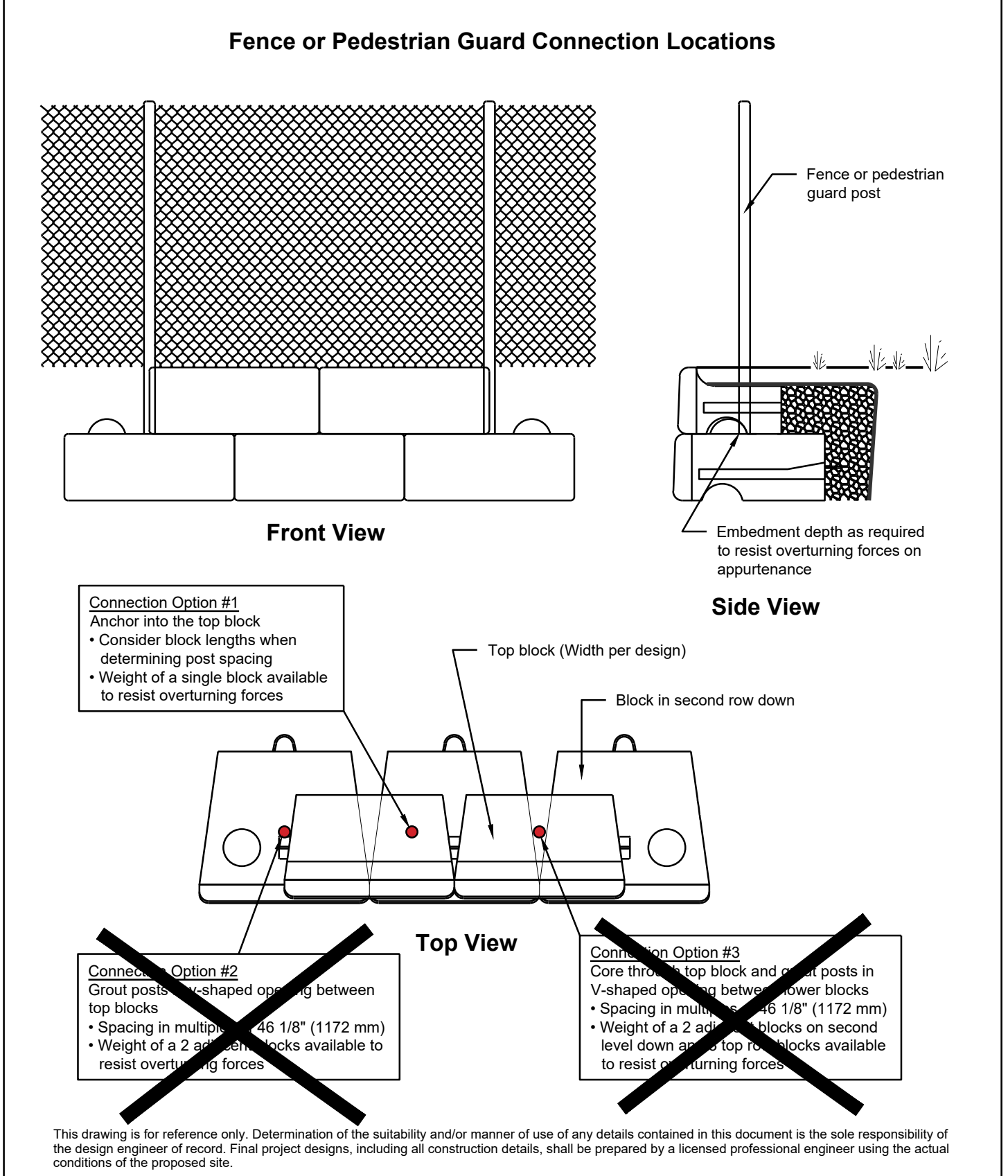


DESIGNED BY	JRJ	TITLE	Fence or Pedestrian Guard Connection Options
APPROVED BY	JRJ	DATE	06-22-2015
DATE	06-22-2015	FILE	5 Fence or Pedestrian Guard Connection Options 062215.dwg
SHEET	1 of 1		



- NOTES:
- THIS DRAWING IS FOR REFERENCE ONLY. THE CONTRACTOR SHALL ENGINEERED SHOP DRAWINGS SEALED BY AN OHIO P.E. THE FINAL DESIGN MUST RESPOND TO THE ACTUAL SITE CONDITIONS AND SHALL ADDRESS BOTH INTERNAL AND EXTERNAL DRAINAGE.
 - BLOCK SHALL HAVE INTEGRATED COLOR. COLOR SHALL BE SELECTED BY OWNER.

4 WALL #1 ORNAMENTAL FENCE CONNECTION
Not to Scale

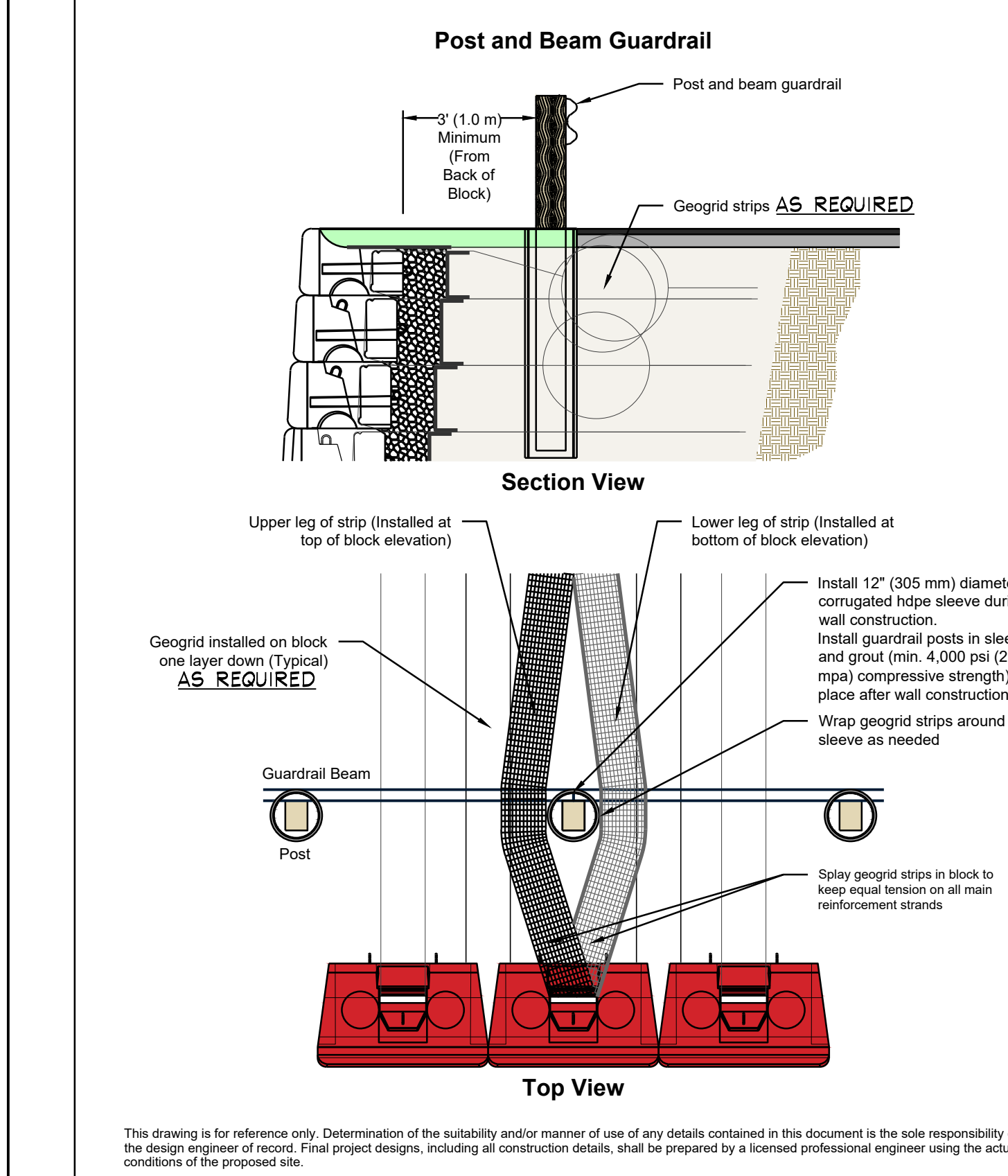


DESIGNED BY	JRJ	TITLE	Fence or Pedestrian Guard Connection Locations
APPROVED BY	JRJ	DATE	06-22-2015
DATE	06-22-2015	FILE	6 Fence or Pedestrian Guard Connection Locations 062215.dwg
SHEET	1 of 1		



- NOTES:
- THIS DRAWING IS FOR REFERENCE ONLY. THE CONTRACTOR SHALL ENGINEERED SHOP DRAWINGS SEALED BY AN OHIO P.E. THE FINAL DESIGN MUST RESPOND TO THE ACTUAL SITE CONDITIONS AND SHALL ADDRESS BOTH INTERNAL AND EXTERNAL DRAINAGE.
 - BLOCK SHALL HAVE INTEGRATED COLOR. COLOR SHALL BE SELECTED BY OWNER.

5 WALL #1 ORNAMENTAL FENCE CONNECTION PLAN
Not to Scale



DESIGNED BY	JRJ	TITLE	Post and Beam Guardrail
APPROVED BY	JRJ	DATE	06-22-2015
DATE	06-22-2015	FILE	7 Post and Beam Guardrail 062215.dwg
SHEET	1 of 1		





- NOTES:
- THIS DRAWING IS FOR REFERENCE ONLY. THE CONTRACTOR SHALL ENGINEERED SHOP DRAWINGS SEALED BY AN OHIO P.E. THE FINAL DESIGN MUST RESPOND TO THE ACTUAL SITE CONDITIONS AND SHALL ADDRESS BOTH INTERNAL AND EXTERNAL DRAINAGE.
 - BLOCK SHALL HAVE INTEGRATED COLOR. COLOR SHALL BE SELECTED BY OWNER.

6 GUARD RAIL LOCATION/SECTION
Not to Scale

PROJECT NO
2203-2

ARCHITECTURAL VISION GROUP, LTD
ARCHITECTS • PLANNERS
23850 SPERRY DRIVE CLEVELAND, OHIO 44145



MASSILON CITY SCHOOL
EAST SIDE CAMPUS
1 Paul E Brown Dr SE Massillon, OH 44646

MARK	DATE	DESCRIPTION

PROJECT NO	2203-1
DRAWN BY	
CHECKED BY	
DATE	

DETAILS

SHEET NO
L-503