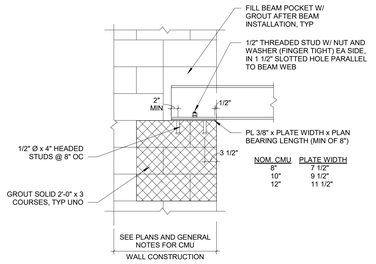

USE DETAIL WHEN FLANGE OF BEAM ≥ BEARING PLATE WIDTH - 1/2"

1 TYPICAL STEEL BEAM BEARING PARALLEL TO CMU WALL

SCALE: NONE

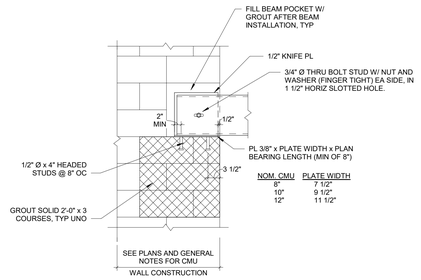

2 HSS BEAM BEARING PARALLEL TO CMU WALL

SCALE: 3/4" = 1'-0"

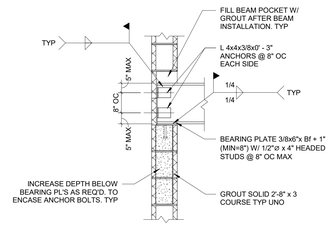

3 BEAM PERPENDICULAR TO WALL TYP STEEL BEAM BEARING DETAIL

SCALE: NONE

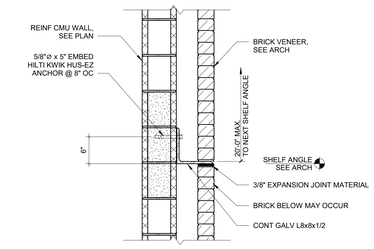

4 TYPICAL SHELF ANGLE DETAIL

SCALE: 1" = 1'-0"

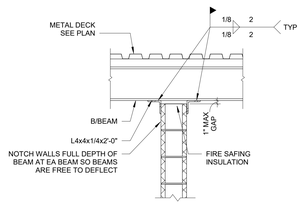

WALL PERPENDICULAR TO BEAM

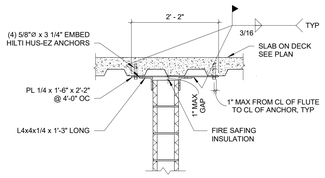

CMU WALL PARALLEL TO FLUTES

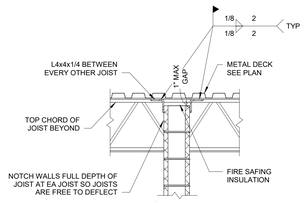

WALL PERPENDICULAR TO JOIST

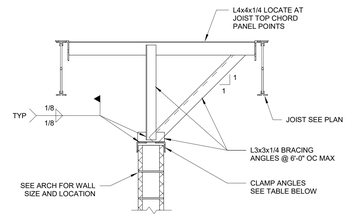

WALL PARALLEL TO JOIST/BEAM

CLAMP ANGLE TABLE	
WALL THICKNESS	CLAMP ANGLE SIZE
4"	(2) L 1 3/4 x 1 3/4 x 1/4 x 1'-0"
6"	(2) L2 x 2 x 1/4 x 1'-0"
8"	(2) L3 x 3 x 1/4 x 1'-0"

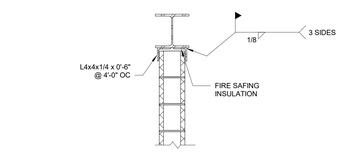

WALL PARALLEL TO BEAM

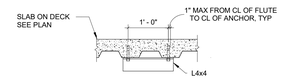

SECTION A

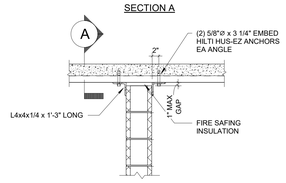

CMU WALL PERPENDICULAR TO FLUTES

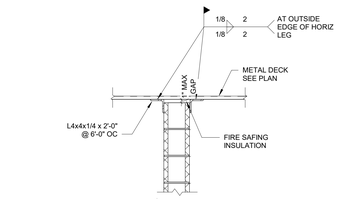

WALL PARALLEL TO JOIST

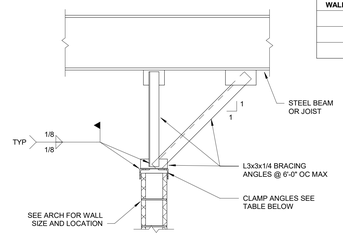

WALL PERPENDICULAR TO JOIST/BEAM

NOTES:

1. THIS DETAIL APPLIES TO WALLS WHERE, THE LENGTH OF THE WALL BETWEEN THE INTERSECTING WALLS AND/OR CORNERS TIED TO THE WALL (IN INCHES), DIVIDED BY THE NOMINAL WALL THICKNESS (IN INCHES) EXCEEDS 36
2. THIS DETAIL APPLIES TO WALL THAT DO NOT HAVE ANY CORNER OR INTERSECTING WALLS
3. MAXIMUM WALL HEIGHTS
   - 6" WALL : 18'-0" MAX
   - 8" WALL : 24'-0" MAX
   - 10" WALL : 30'-0" MAX
   - 12" WALL : 36'-0" MAX

5 CMU WALL BRACING TO ROOF FRAMING

SCALE: NONE

NOTES:

1. THIS DETAIL APPLIES TO WALLS WHERE, THE LENGTH OF THE WALL BETWEEN THE INTERSECTING WALLS AND/OR CORNERS TIED TO THE WALL (IN INCHES), DIVIDED BY THE NOMINAL WALL THICKNESS (IN INCHES) EXCEEDS 36
2. THIS DETAIL APPLIES TO WALL THAT DO NOT HAVE ANY CORNER OR INTERSECTING WALLS
3. MAXIMUM WALL HEIGHTS
   - 6" WALL : 18'-0" MAX
   - 8" WALL : 24'-0" MAX
   - 10" WALL : 30'-0" MAX
   - 12" WALL : 36'-0" MAX

6 CMU WALL BRACING TO UNDERSIDE OF SLAB ON METAL DECK

SCALE: NONE

NOTES:

1. THIS DETAIL APPLIES TO WALLS WHERE, THE LENGTH OF THE WALL BETWEEN THE INTERSECTING WALLS AND/OR CORNERS TIED TO THE WALL (IN INCHES), DIVIDED BY THE NOMINAL WALL THICKNESS (IN INCHES) EXCEEDS 36
2. THIS DETAIL APPLIES TO WALL THAT DO NOT HAVE ANY CORNER OR INTERSECTING WALLS
3. MAXIMUM WALL HEIGHTS
   - 6" WALL : 18'-0" MAX
   - 8" WALL : 24'-0" MAX
   - 10" WALL : 30'-0" MAX
   - 12" WALL : 36'-0" MAX

7 CMU WALL FULL HT BRACING TO ROOF FRAMING

SCALE: NONE

NOTES:

1. THIS DETAIL APPLIES TO WALLS WHERE, THE LENGTH OF THE WALL BETWEEN THE INTERSECTING WALLS AND/OR CORNERS TIED TO THE WALL (IN INCHES), DIVIDED BY THE NOMINAL WALL THICKNESS (IN INCHES) EXCEEDS 36
2. THIS DETAIL APPLIES TO WALL THAT DO NOT HAVE ANY CORNER OR INTERSECTING WALLS
3. MAXIMUM WALL HEIGHTS
   - 6" WALL : 18'-0" MAX
   - 8" WALL : 24'-0" MAX
   - 10" WALL : 30'-0" MAX
   - 12" WALL : 36'-0" MAX

8 PARTIAL HEIGHT CMU WALL BRACING

SCALE: NONE

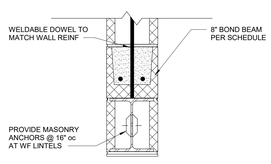

9 TYPICAL LINTEL DETAIL

SCALE: 1 1/2" = 1'-0"

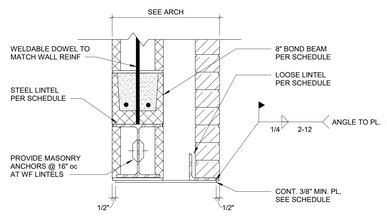

10 TYPICAL LINTEL DETAIL W/ BRICK

SCALE: 1 1/2" = 1'-0"

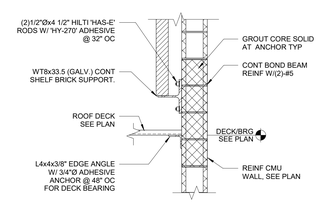

11 TYPICAL BRICK VENEER SUPPORT

SCALE: 3/4" = 1'-0"

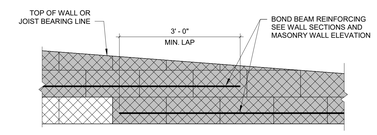

TYPICAL BOND BEAM LAP AT CHANGE IN BOND BEAM ELEVATION

NOTE: PROVIDE MINIMUM 8" DEEP BOND BEAM

12 TYPICAL BOND BEAM LAP AT CHANGE IN BOND BEAM ELEVATION

SCALE: NONE

PROJECT NO 2203-2

ARCHITECTURAL VISION GROUP, LTD
ARCHITECTS • PLANNERS
23850 SPERRY DRIVE CLEVELAND, OHIO 44145

PROFESSIONAL SEAL: STATE OF OHIO MICHAEL G. LINDAWAN PE.82391 REGISTERED PROFESSIONAL ENGINEER

CONSULTANT: OSBORN ENGINEERING
1100 Superior Avenue - Suite 300 | Cleveland, OH 44114
(216) 861-2020
www.osborn-eng.com

MASSILLON CITY SCHOOLS
MASSILLON EAST ELEMENTARY PK-3
1 PAUL E BROWN DRIVE SE, MASSILLON, OHIO 44646
MASSILLON CITY SCHOOL DISTRICT MASSILLON, OHIO

MARK	DATE	DESCRIPTION
	7-12-24	100% BID/PERMIT SET

ISSUED AS:

PROJECT NO	2203-2
DRAWN BY	OEC
CHECKED BY	OEC
DATE	

TYPICAL MASONRY DETAILS

SCALE: As indicated

SHEET NO

S-321