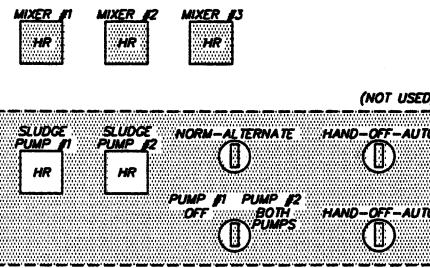


G.E. 120V, 100A

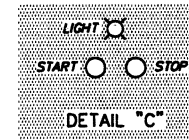
CONTROL PANEL UTILITY POWER		CONTROL PANEL	
1	15A	2	15A
3	20A	4	15A
5	HEATER DECATANT TUNNEL	6	LIGHTS & RECEPT FOR SST
7	CONTACTOR IN HOUR METER COMPARTMENT	8	PUMP #8
9	POLYMER PUMP STORAGE TANK	10	UNKNOWN
11	FLOW METER BELT PRESS TIGER MAG	12	SUMP PUMP IN POLYMER 300GAL TANK BRAN @ DOUBLE TANK

DETAIL "A"

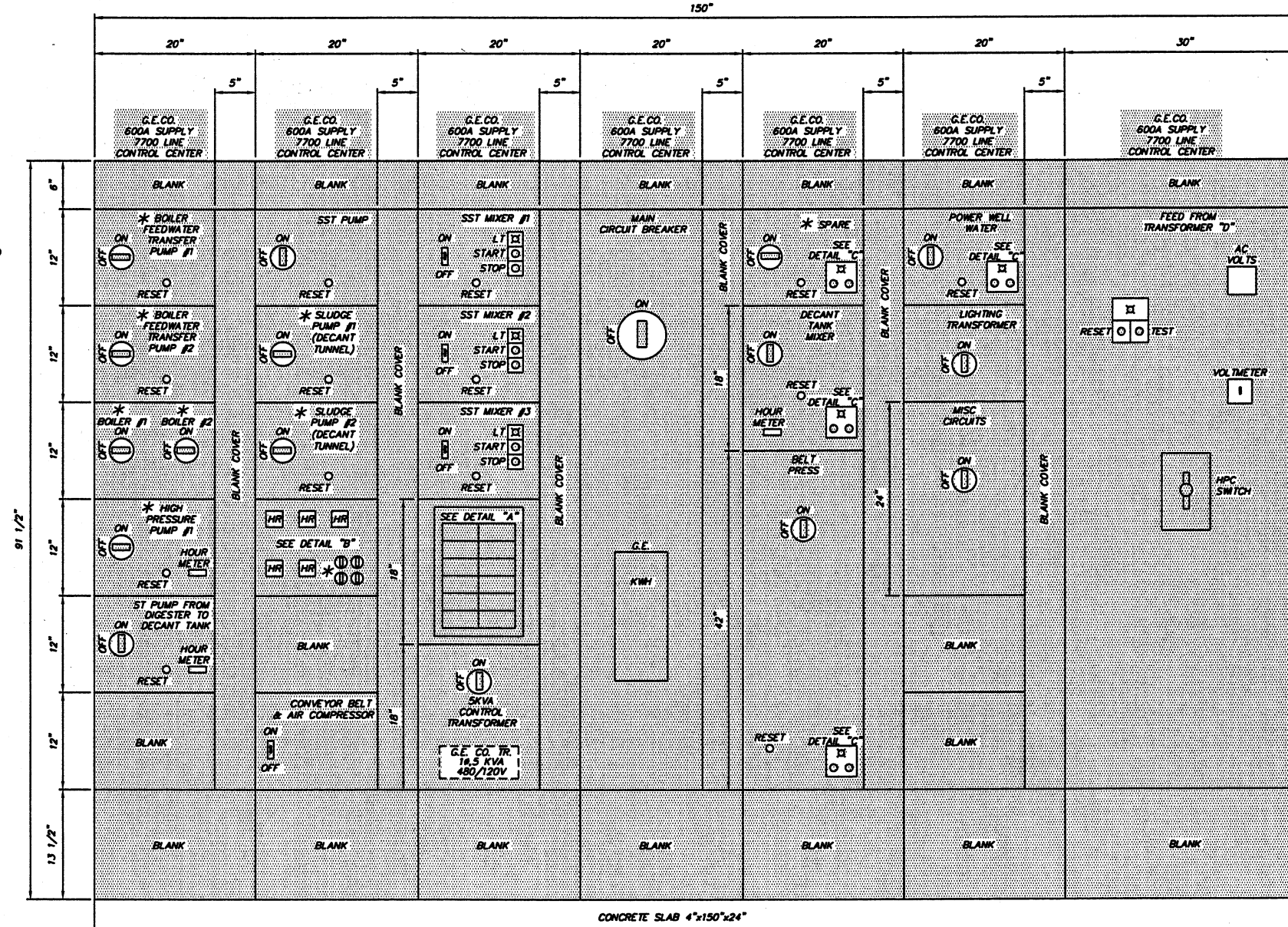
NOTE: IF ANY UNKNOWN CABLES ARE FOUND TO STILL BE NEEDED, RECONNECT TO NEW AC CABT. IN MOTOR CONTROL CENTER "D18".



SEE DETAIL "B"




TO BE REPLACED BY ALLEN-BRADLEY UNIT



G.E. MOTOR CONTROL CENTER  
LOCATED CENTER ROOM OLD FILTER BLDG.

RENAMED SOLIDS HANDLING BLDG.

NOTE  
1. ITEMS FOR DEMOLITION



NO.	DESCRIPTIONS	DATE BY	APPD

DESIGNED BY: STI/TSS  
 DRAWN BY: STI/RRR  
 CHECKED BY: STI/TSS  
 APPROVED BY: STI/RL

ENVIRONMENTAL, INC.  
 ENGINEERS IN WATER AND EARTH SCIENCES  
 UNIONTOWN, OHIO

CITY OF MASSILLON, OHIO  
 WWTP UPGRADE 2000  
 G.E. MOTOR CONTROL CENTER DEMOLITION PLAN  
 LOCATED CENTER ROOM OLD FILTER BLDG

JOB NO. E9031
DATE 06/22/00
SCALE 1 1/2" = 12"
SHEET EP280-D