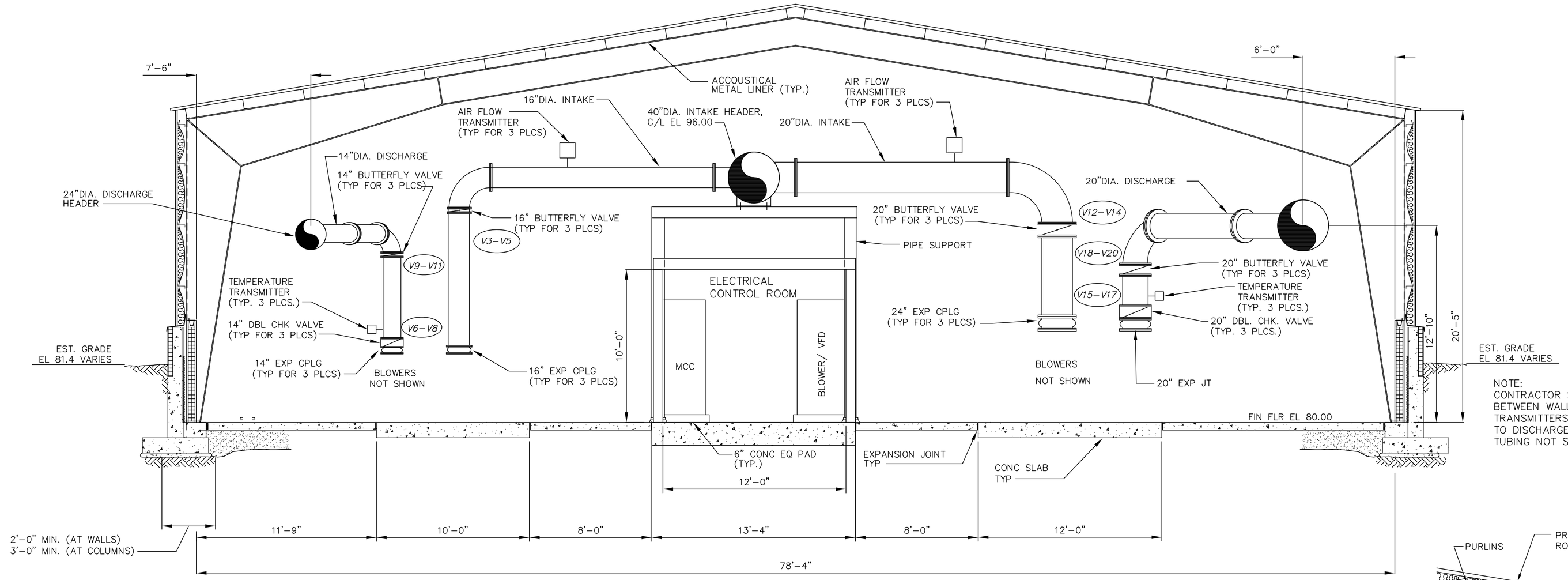

NOTE:
CONTRACTOR SHALL ROUTE TUBING BETWEEN WALL MOUNTED PRESSURE TRANSMITTERS AND CONNECTIONS TO DISCHARGE HEADER ALONG PIPING . TUBING NOT SHOWN FOR CLARITY.

SECTION A / P45
SCALE : 1/4"=1'-0"

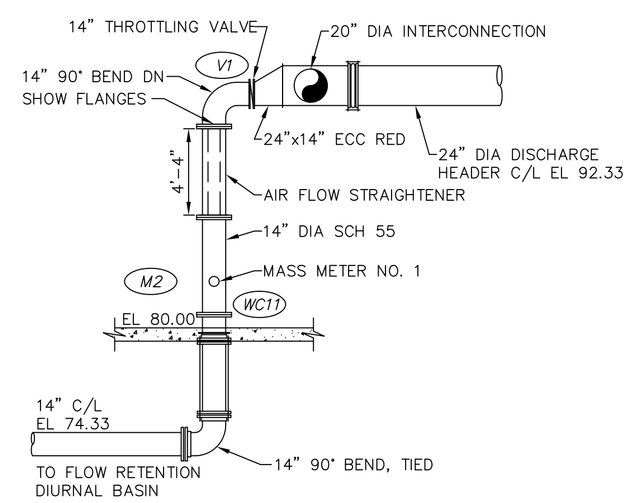

SECTION 1 / P45
SCALE : 3/16"=1'-0"

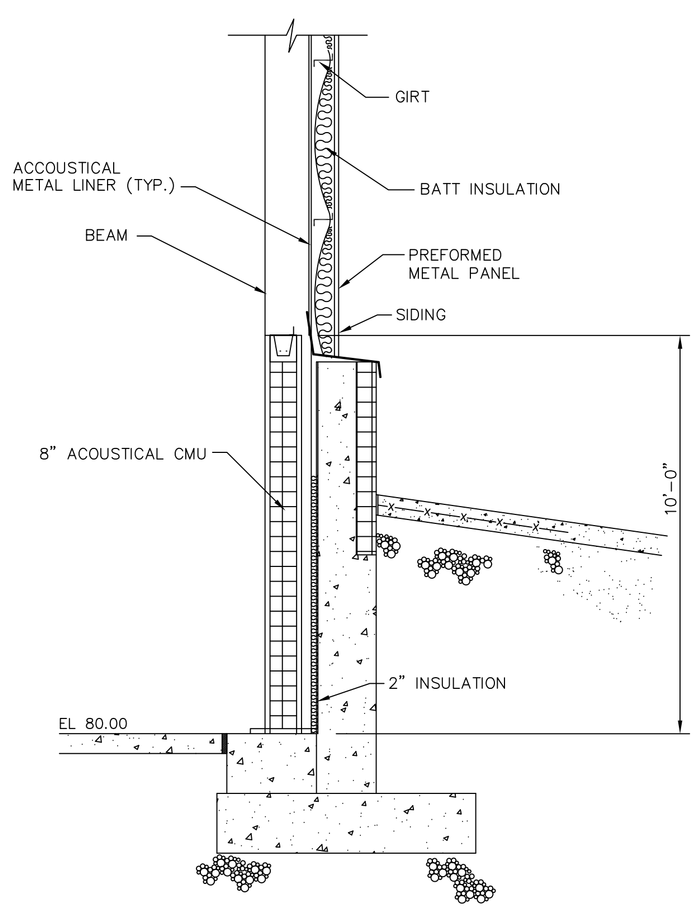

EAST WALL SECTION
SCALE : 3/8" = 1'-0"

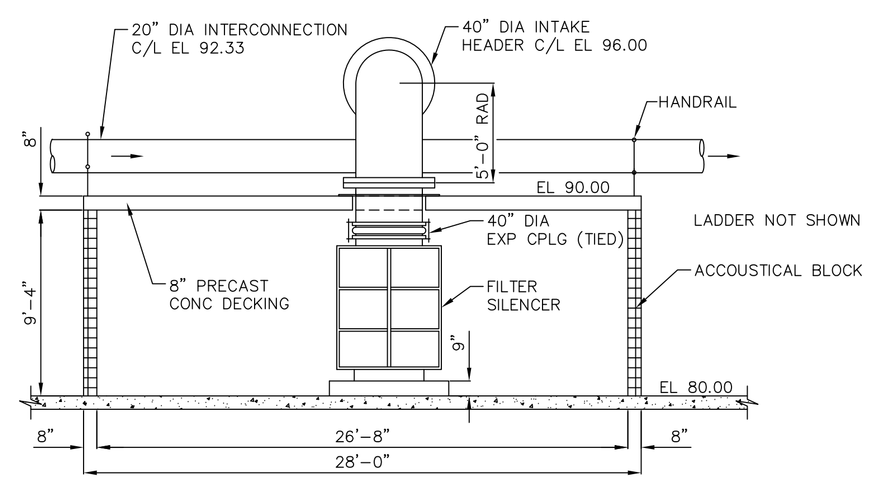

NOTE:
CONTRACTOR SHALL PROVIDE A STEEL WALL CASTING FOR WC19

SECTION 2 / P45
SCALE : 3/16"=1'-0"

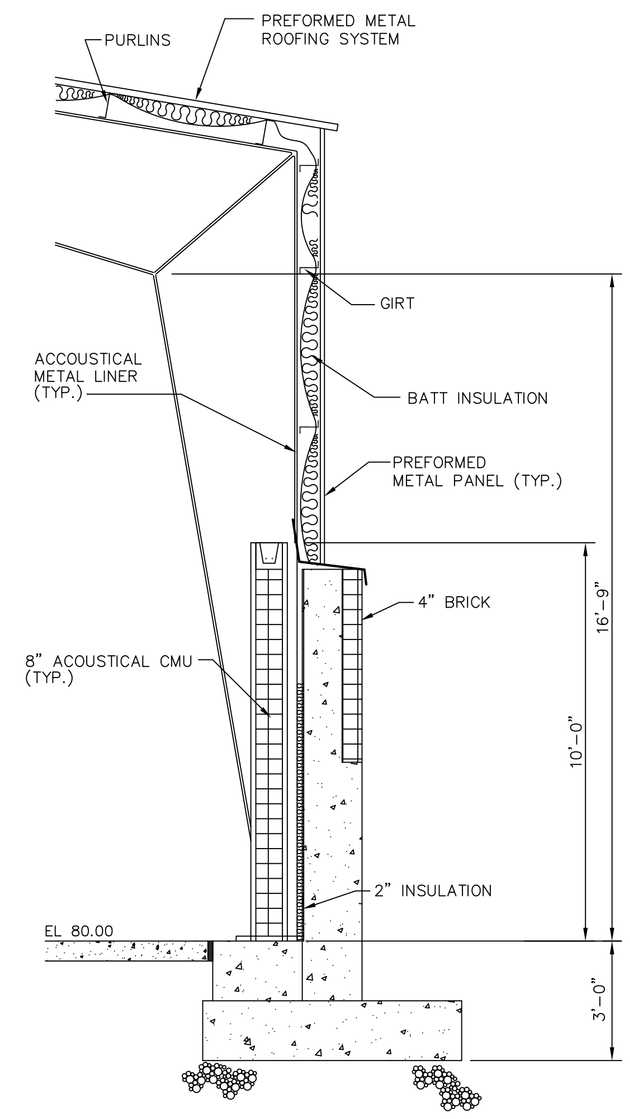

SOUTH WALL SECTION
SCALE : 3/8" = 1'-0"
MIRROR IMAGE FOR NORTH WALL

THESE RECORD DOCUMENTS HAVE BEEN PREPARED BASED ON INFORMATION PROVIDED BY OTHERS. CTI ENVIRONMENTAL HAS REVIEWED THE INFORMATION SUBMITTED AND BELIEVES IT REFLECTS THE WORK AS CONSTRUCTED. HOWEVER, ALL PERSONS SHALL VERIFY INFORMATION TAKEN FROM THIS DRAWING.

THIS DRAWING IS AN INSTRUMENT OF SERVICE OWNED BY CTI ENVIRONMENTAL, INC. WHICH SHALL BE DEEMED THE AUTHOR AND SHALL RETAIN ALL STATUTORY AND COMMON LAW RIGHTS, INCLUDING COPYRIGHTS. THIS DRAWING SHALL NOT BE REPRODUCED, OR DISTRIBUTED TO OTHERS IN ANY FORM, OR USED FOR ANY OTHER PURPOSE OR PROJECT WITHOUT PRIOR WRITTEN CONSENT OF CTI ENVIRONMENTAL, INC. CTI ENVIRONMENTAL, INC. CANNOT GUARANTEE THAT ELECTRONIC COPIES OF THIS DRAWING ARE EXACT COPIES OF THE SEALED ORIGINAL. IN THE EVENT OF A CONFLICT BETWEEN AN ELECTRONIC COPY AND THE SEALED ORIGINAL, THE SEALED ORIGINAL SHALL GOVERN.

REVISIONS

NO.	DESCRIPTIONS	DATE	BY	APP'D
1	RECORD DRAWING	4/05	MGW	WAD

DESIGNED BY	MGW
DRAWN BY	AJP/JWP
CHECKED BY	MGW
APPROVED BY	WAD

CTI ENVIRONMENTAL, INC.
ENGINEERS IN WATER AND EARTH SCIENCES
UNIONTOWN, OHIO

CITY OF MASSILLON, OHIO
WWTP UPGRADE 2000
AERATION TANK BLOWERS
SECTION

JOB NO.	E9031
DATE	08/13/01
SCALE	AS NOTED
FIGURE	P46

E: /9031/9031BBG3.DWG